



**FIMO**



*Building Sustainable Innovation*

**KNOW-HOW**

**ARCHITECTURAL  
INTEGRATION**

**TOME 1**



# WELCOME TO THE FIRST VOLUME OF OUR KNOW-HOW CATALOG!

## ARCHITECTURAL INTEGRATION

This catalog showcases a selection of landmark mobile telecommunications projects delivered across the globe. Each project reflects our commitment to achieving harmonious integration while preserving the character of the surrounding landscape and built heritage.

It is intended to reflect the diversity of environments encountered and the wide range of solutions developed. It is by no means exhaustive, as the possibilities for integration are virtually limitless, driven by the architectural and landscape richness of the regions in which we operate.


This catalog is addressed to all stakeholders involved in integration initiatives: mobile network operators, project managers, architects, developers, property owners, local authorities, and everyone dedicated to preserving and enhancing the living environment.

We hope these pages will spark reflection, foster new studies, and inspire future projects.

**Explore this world and be inspired.**

**Interactive catalog:** When you hover over the buttons, they change color and turn grey, providing clear and immediate visual feedback.

Examples :



Share your opinions



Click here!

All text, images, and other materials contained in this catalogue are protected by FIMO copyright. Any transfer, copying, distribution, storage, transmission, or reproduction of all or part of this content for commercial purposes is strictly prohibited without the prior written authorization of FIMO.

# TABLE OF CONTENTS

## WHO WE ARE

Some figures 2  
Why FIMO 3  
Our mission and vision 3  
10 to 20-year warranty 3

## INNOVATION AT CUSTOMER SUCCESS

Environmental commitment and corporate social responsibility

## 1 FLATROOF INSTALLATIONS

FIMO EXPERTISE 8  
INTEGRATION CHIMNEYS 12  
CYLINDRICAL CHIMNEYS 20  
ENCLOSURES AND VISUAL SCREENS 28  
SHRUBS 42  
STEEL STRUCTURES 50

## 2 PAINTED ROOF

FIMO EXPERTISE 60  
INTEGRATION CHIMNEYS 64  
CYLINDRICAL CHIMNEYS 80  
ENCLOSURES AND VISUAL SCREENS 86  
STEEL FRAMEWORKS 88

## 3 CHURCHES

FIMO EXPERTISE 92  
ACUSTIC LOUVERS 96  
EYEBROW DORMER 102  
ANTENNA PAINTING 106  
BELL TOWERS - SPIRES 110

## 4 WATER TOWERS

FIMO EXPERTISE 114  
PERIMETER BOX BEAM 118  
ROOFTOP ENCLOSURE 120

## 5 FAÇADES

INTEGRATION OF ENCLOSURES 124  
CUBICULES INTEGRATION 132  
CLADDINGS 134


## 6 ADVERTIZING STRUCTURES

SIGNAGE ADVERTIZING TOTEM 142  
EVENT TOTEM 144  
146

## 7 REMARKABLE SITES

COURCHEVEL 1850 150  
PARIS - PLACE DES PYRAMIDES 152  
CASINO MONTE CARLO 154

## INTERNATIONAL PRESENCE



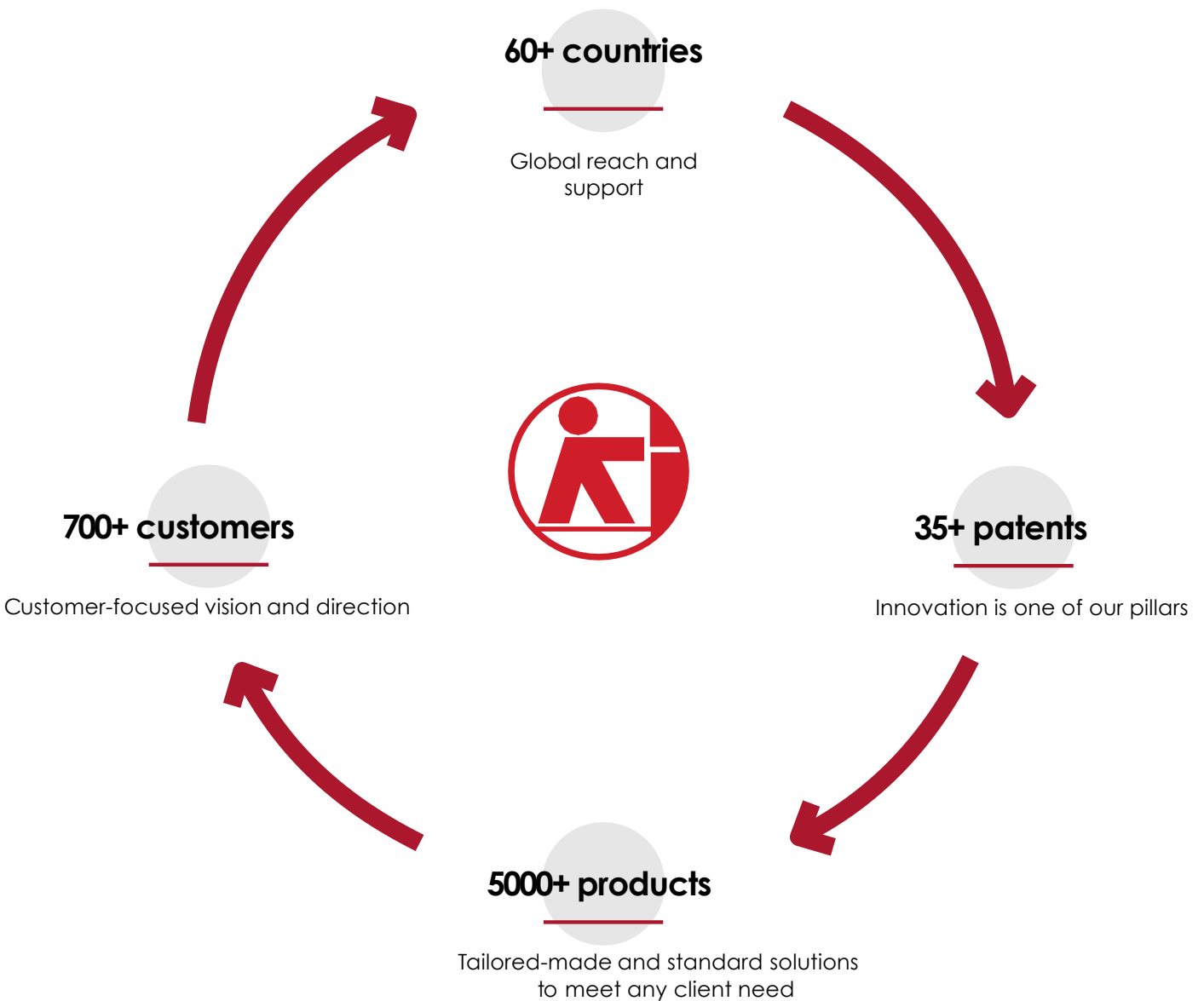
# WHO WE ARE

## FIMO IN NUMBERS

With **90 years of experience**, the FIMO Group has expanded its **global reach**, establishing a strong international presence.

Each year, we invest in **new technologies** to strengthen our leadership in the design, production, and supply of telecommunications solutions.

**Our innovations and commitment to quality place us at the forefront of the telecommunications industry.**



# WHY CHOOSE FIMO?

Our strength is founded on the following key pillars:

- » **An extensive product portfolio**
- » **Technological Leadership**
- » **Field-proven quality**
- » **Best-in-class services**

## OUR MISSION AND VISION

**Listening to our customers and understanding their needs** has always been at the core of our philosophy.

We have established strong, long-term partnerships with leading telecommunications companies, supported by our **steadfast commitment to guiding them from the earliest design stages through product delivery and installation.**

## 10 TO 20 YEARS OF WARRANTY

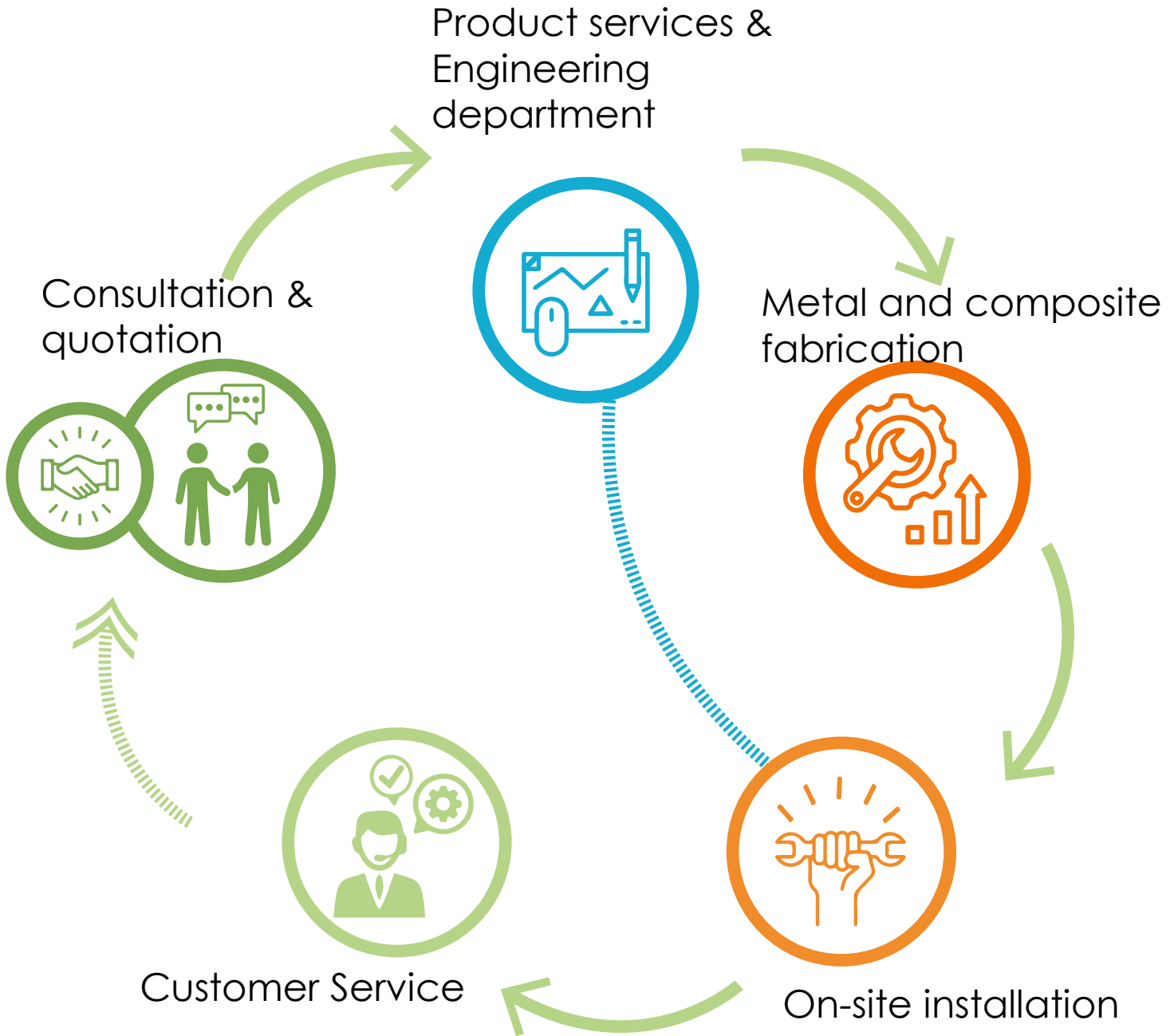
FIMO continuously develops its methods and techniques to master all aspects related to the **performance, safety,** and long-term **durability** of the solutions it provides.

As a standard, we offer warranties ranging **from 10 to 20 years** depending on the product, including masts, pylons, and integration structures. This policy has been in effect since January 1, 2009.

**This warranty reflects the strong confidence we place in the products** manufactured in our facilities. It provides our customers with assurance regarding the durability of our solutions and their safety.



# INNOVATION AT CUSTOMER SUCCESS



# ENVIRONNEMENTAL COMMITMENT AND CORPORATE SOCIAL RESPONSIBILITY

We are proud to announce that our company is **certified by AIO according to the international standards ISO 14001, ISO 9001, and ISO 45001**. These certifications demonstrate the robustness of our integrated management system, covering environmental performance, process quality, and occupational health and safety. They reflect our long-term commitment to continuous improvement, risk management, and the satisfaction of our customers and partners.

In addition, we have been awarded the **EcoVadis Bronze Medal (35%)**, a distinction that recognizes our performance in the field of Corporate Social Responsibility (CSR). This rating takes into account criteria such as environmental impact, ethical practices, respect for human rights, and responsible resource management.

Thanks to these commitments, we strive to:

- **Optimize resource management** and minimize our environmental footprint.
- **Enhance social and ethical practices** across our entire supply chain.
- **Deliver high-quality products** while adhering to demanding environmental and social responsibility standards."

By choosing our products, you are partnering with a company that places sustainability and responsibility at the core of its business.

**Thank you for your trust and support of our commitment to sustainability.**



↑ FOR MORE INFORMATION



*The United Nations Global Compact is a call for companies worldwide to align their practices and strategies with ten principles derived from fundamental United Nations texts, covering human rights, labor standards, environmental protection, and anti-corruption.*

1

**FLAT ROOF  
INSTALLATIONS**



# FLAT ROOF INTEGRATION SOLUTIONS



## » FIMO EXPERTISE

Interventions on flat roofs 8



## » INTEGRATION CHIMNEYS

Brick-look chimneys 12  
Multi-sector chimneys Parapet-mounted chimneys 14  
Other integration projects 18



## » CYLINDRICAL CHIMNEYS

Tall radome 20  
Secured technical roofing 22  
Radome replacement 24  
Other integration projects 26



## » ENCLOSURES AND VISUAL SCREENS

Composite enclosure extensions 28  
Rapid enclosure extensions 30  
Enclosure extension and signage 32  
Architectural enclosures 34  
Cupola-style enclosures 36  
Self-supporting structures with privacy screens 38  
Other integration projects 40



## » SHURBS

Realistic palm trees 42  
Tall shrubs 44  
Self-supporting shrubs 46  
Other integration projects 48



## » STEEL STRUCTURES

Secured technical platform Rack support platform 50  
Access platform on concrete buttress 54  
Railway sliding mast 56

# FIMO EXPERTISE

## INTERVENTION ON FLAT ROOFS



Flat roofs are very easy to equip with FIMO self-supporting solutions.


- » No waterproofing work required
- » Easy-to-handle components
- » Available as a kit or pre-assembled solution.

### The project:

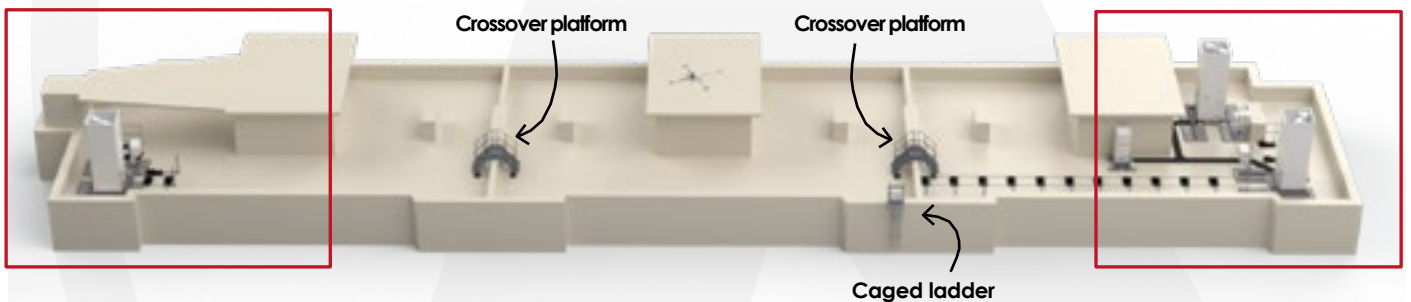

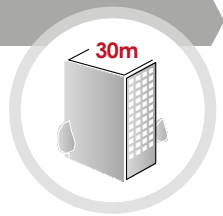
Installation of various telecommunications equipment on this building's rooftop, distributed across three sectors (6 antennas, 12 radio modules, and 2 equipment cabinets).

### FIMO solution:

Design and installation of self-supporting support structures for radio equipment and radio-transparent chimney enclosures to seamlessly integrate antennas into the building environment.

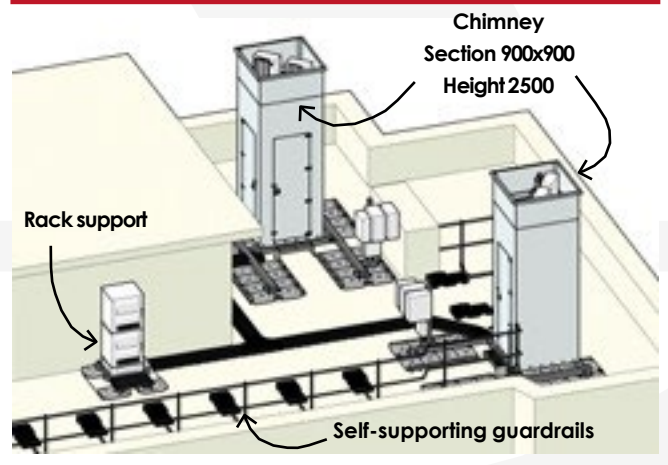
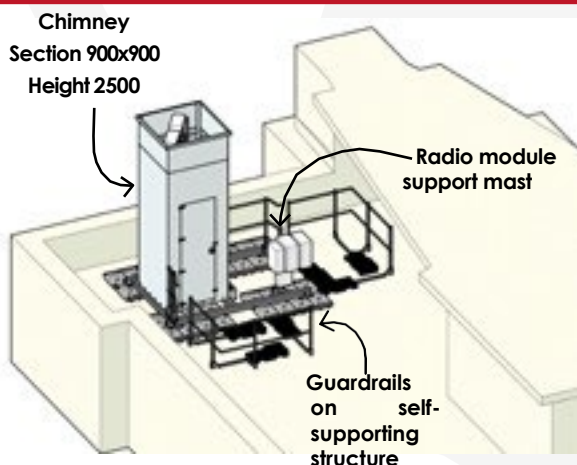


Site located in Wind Zone 3  
 Terrain category: 0  
 Building height: 24 m



✓ Sector 1

✓ Sector 2 and 3



## Project Timeline



1

### Project assessment

#### » The right questions

Objectives & constraints  
Discussions & documents  
provided

#### » Study proposal

Structure definition

#### » Technical visit

Building and installation  
constraints analysis  
Site measurements  
Visual impact analysis



2

### Design development

#### » Design development

Commercial managers  
Engineers  
Production managers  
Installation managers

#### » Drawings

Execution plans  
Preliminary sizing  
Validation

#### » Calculation Report

Final optimizations  
Verification of structural  
integrity

#### » Validation

Client



## GOOD TO KNOW

A Common Inspection Visit (CIV) may be conducted to validate all project components directly on site.

During the CIV, the proposed solutions are reviewed in detail, and final adjustments can still be incorporated.

The production drawings are then finalized and issued.

## Execution of the works



3

### Welded support structures

- » Chassis
- » Specific crossover platform
- » Masts



4

### Radio-transparent integration

- » Composite cladding
- » Supporting structure
- » Chimney finishes



5

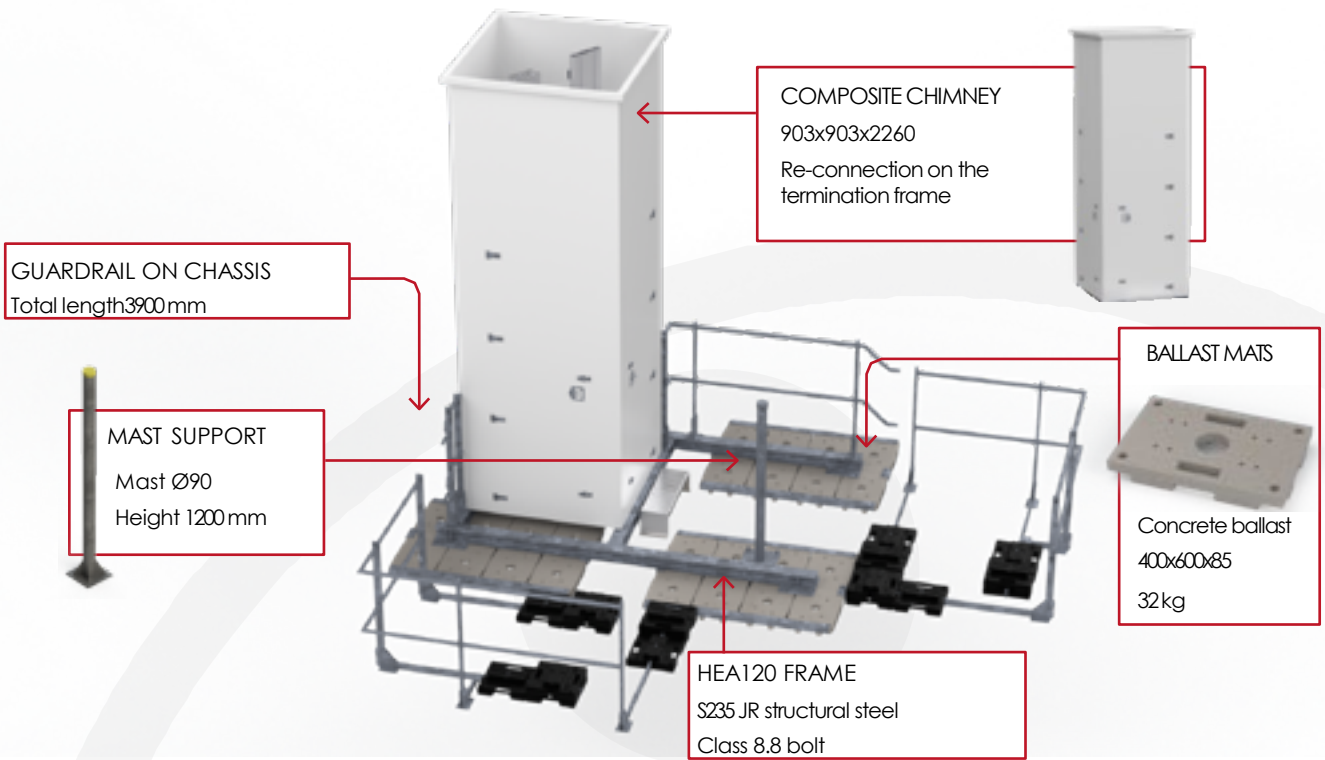
### Turnkey solutions

- » All products

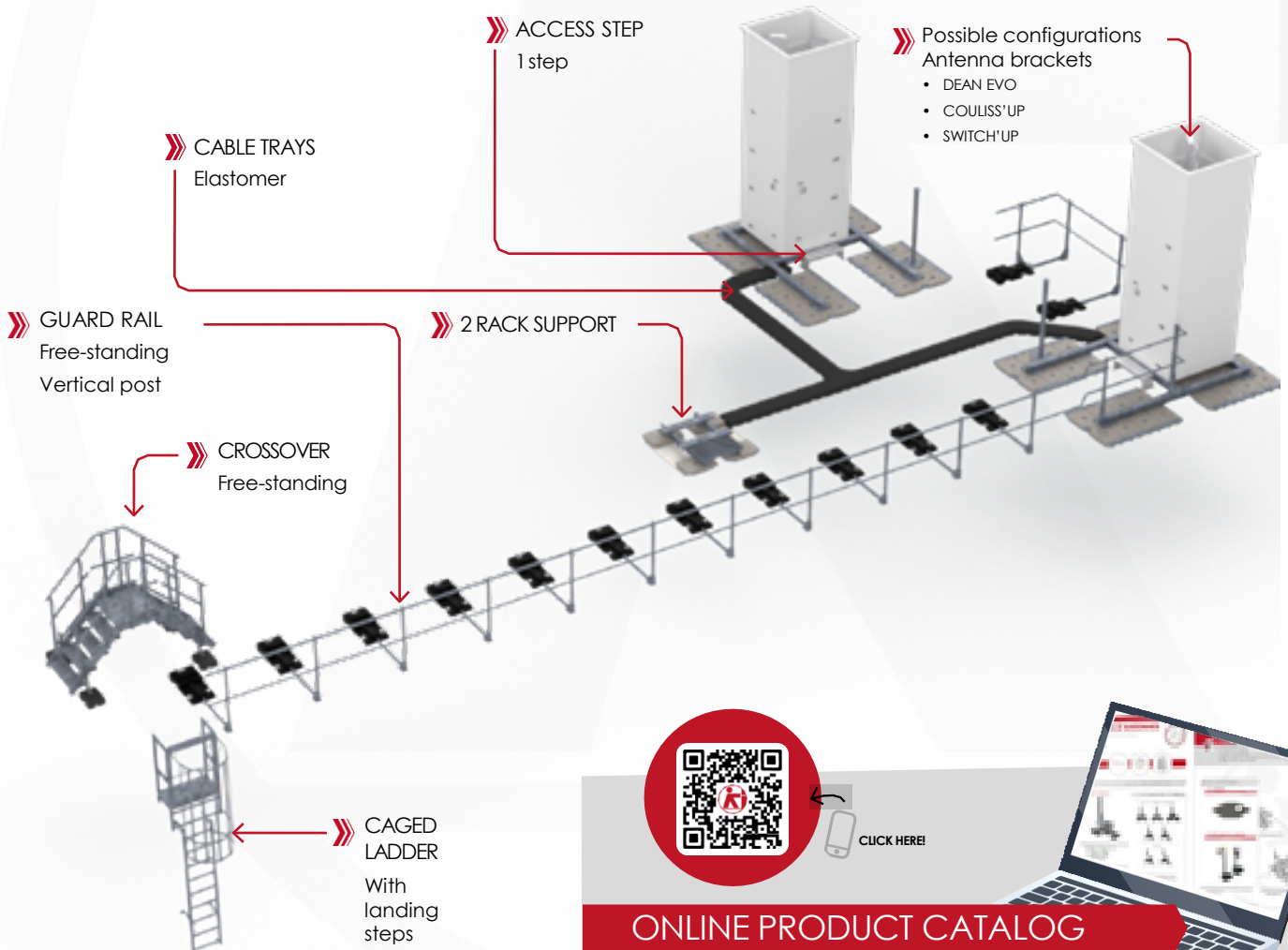


fimoworld.com

## Customized solutions



## Turnkey products



CLICK HERE!

ONLINE PRODUCT CATALOG

[www.fimoworld.com](http://www.fimoworld.com)

# INTEGRATION CHIMNEY

## BRICK-STYLE CHIMNEY


Before integration



After integration



### CHARACTERISTICS



FOR A CUSTOMIZED STUDY OR QUOTATION



CONTACT YOUR SALES REPRESENTATIVE

---

Installation of a brick-look composite chimney on an existing steel structure, incorporating a telescopic mast.

This configuration combines visual concealment with easy equipment maintenance.



#### FIMO EXPERTISE

- » Tall chimney: 4,80 m high
- » Brick-textured finish
- » MâtHias telescopic mast system
- » Adapted to existing structure
- » Seamless architectural integration


# INTEGRATION CHIMNEYS

## MULTI-SECTOR CHIMNEYS


✓ Before integration



✓ After integration




### CARACTÉRISTIQUES



FOR A CUSTOMIZED STUDY OR QUOTATION

▶▶▶ CONTACT YOUR SALES REPRESENTATIVE



Installation of multiple concealment chimneys on a steel frame, as part of an operation involving crane lifting and safe access.

This approach ensures smooth execution and efficient coordination of the works.



#### FIMO EXPERTISE

- » 6 integration chimneys
- » FIRSTT-type steel frame
- » Controlled crane lifting operations
- » Caged ladder access
- » Overall site coordination

# INTEGRATION CHIMNEYS

## CONCEALMENT CHIMNEYS ON PARAPETS

### ✓ Optimized installation



Texture stucco-like finish

### Turnkey solutions

All products

 [fimoworld.com](http://fimoworld.com)

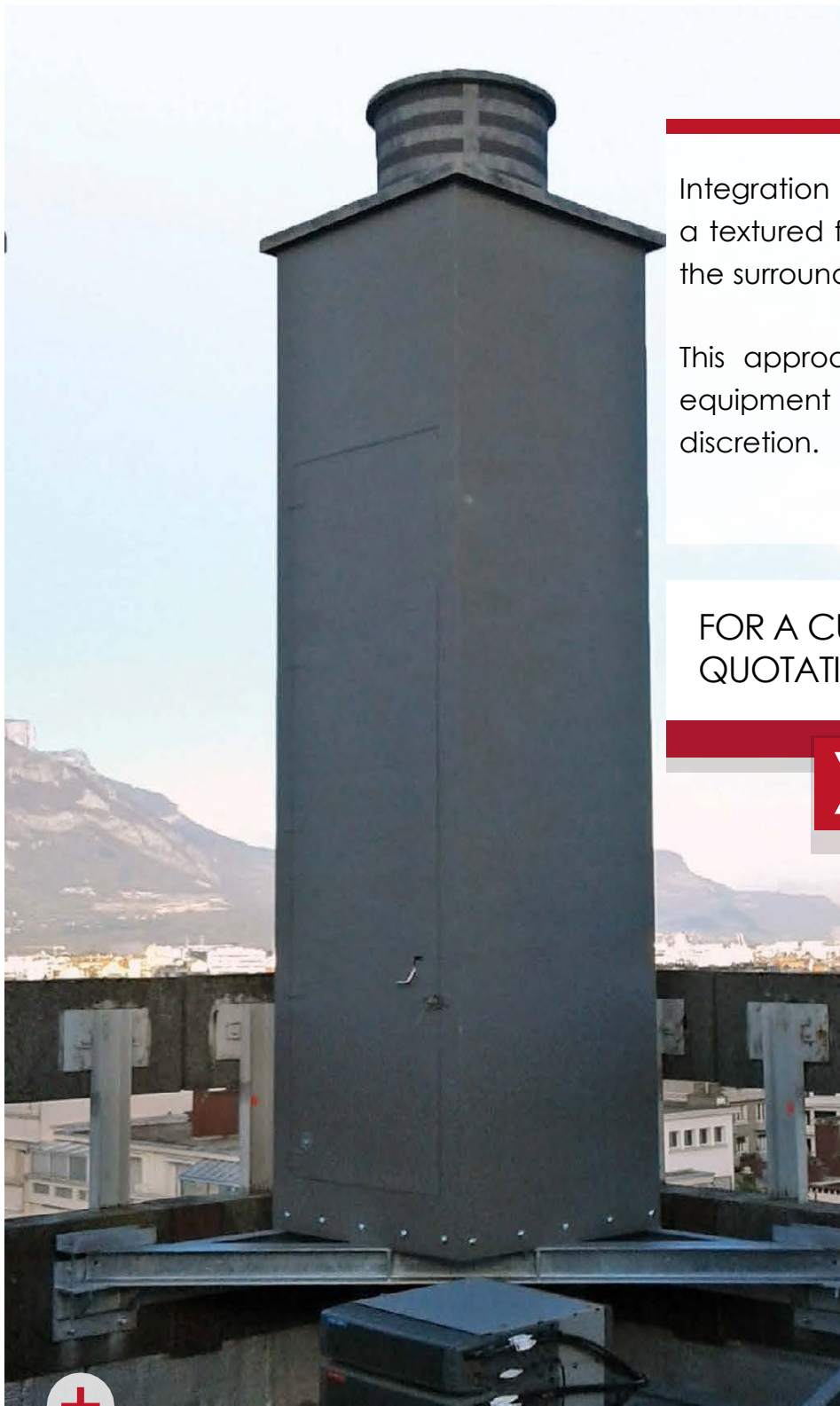
Product catalog



CLICK HERE!

### CHARACTERISTICS





Integration chimneys on parapets with a textured finish designed to blend into the surrounding built environment.

This approach allows to optimize the equipment installation, while ensuring discretion.

FOR A CUSTOMIZED STUDY OR QUOTATION



**CONTACT YOUR SALES REPRESENTATIVE**



#### **FIMO EXPERTISE**

- » **Mounted on parapets**
- » **Texture-render effect finish**
- » **Dedicated technical area**
- » **Rack supports, FH and RRU/RRH**
- » **Optimized installation per sector**

# INTEGRATION CHIMNEYS

## OTHER INTEGRATION PROJECTS





IDEAL SOLUTIONS TO COMBINE NETWORK PERFORMANCE WITH ARCHITECTURAL DISCRETION AND LOCAL ACCEPTANCE.

FOR INFORMATION



CONTACT YOUR SALES REPRESENTATIVE



# CYLINDRICAL CHIMNEYS

## TALL RADOME


Before integration



After integration



### CHARACTERISTICS




Turnkey solutions  
All products

[fimoworld.com](http://fimoworld.com)

Product catalog



CLICK HERE!



Antennas are integrated into cylindrical concealment chimneys mounted on self-supporting ballasted structures.

This solution provides a complete technical installation while avoiding any impact on the existing building.

FOR A CUSTOMIZED STUDY OR QUOTATION



CONTACT YOUR SALES REPRESENTATIVE



#### FIMO EXPERTISE

- » 7,55 m high cylindrical chimneys
- » Self-supporting structures with grating
- » FH mast supports
- » Dedicated RRU/RRH supports
- » Multi-equipment organization

# CYLINDRICAL CHIMNEYS

## SECURE ROOFTOP TECHNICAL AREA

✓ Overall organization and access security



### CHARACTERISTICS




Rooftop terrace development integrating telecommunications equipment and safety systems on self-supporting structures.

This approach allows to structure the installations, while securing interventions.

FOR A CUSTOMIZED STUDY OR QUOTATION



CONTACT YOUR SALES REPRESENTATIVE



#### FIMO EXPERTISE

- » Self-standing guardrails
- » Skydome protection
- » Ballasted structures for equipment
- » Lightening supports
- » 2,95 m cylindrical chimneys

# CYLINDRICAL CHIMNEYS

## RADOME REPLACEMENT

✓ Structural adaptation and management of mechanical constraints




### CHARACTERISTICS



FOR A CUSTOMIZED STUDY OR QUOTATION



CONTACT YOUR SALES REPRESENTATIVE



Replacement of an existing radome with a larger-diameter model, together with the necessary adaptation of operating conditions.

This intervention ensures the compliance and long-term sustainability of the installation.




#### FIMO EXPERTISE

- » Ø 800 → Ø 1 000 mm replacement
- » Mechanical effort analysis
- » Updated calculation note
- » Structural validation
- » Site security

# CYLINDRICAL CHIMNEYS


## OTHER INTEGRATION PROJECTS



AT FIMO, EVERY RADIO INTEGRATION PROJECT IS CUSTOMIZED TO COMBINE TECHNICAL PERFORMANCE AND SEAMLESS INTEGRATION INTO THE ENVIRONMENT.

FOR MORE  
INFORMATION

 **CONTACT YOUR SALES  
REPRESENTATIVE**



# ENCLOSURES AND VISUAL SCREENS

## COMPOSITE ENCLOSURE EXTENSION

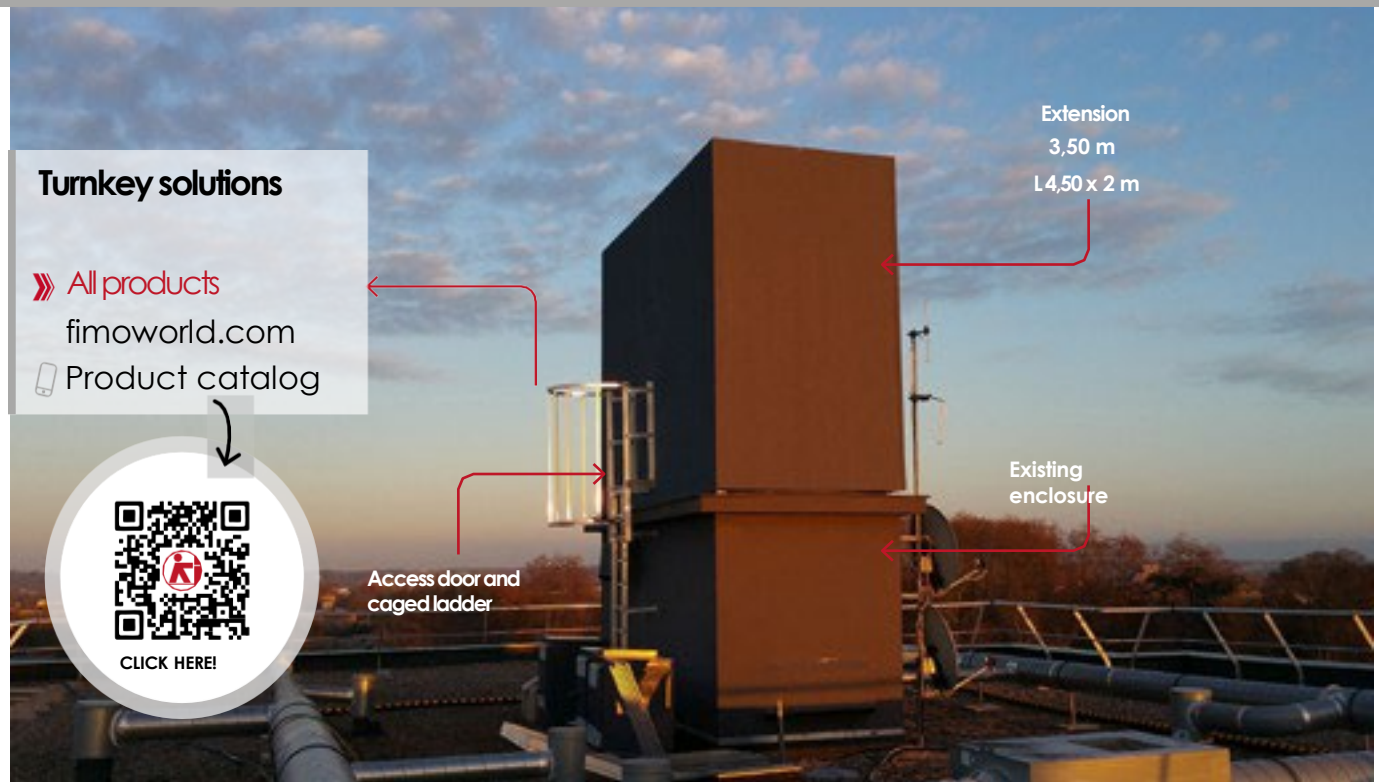
Before integration

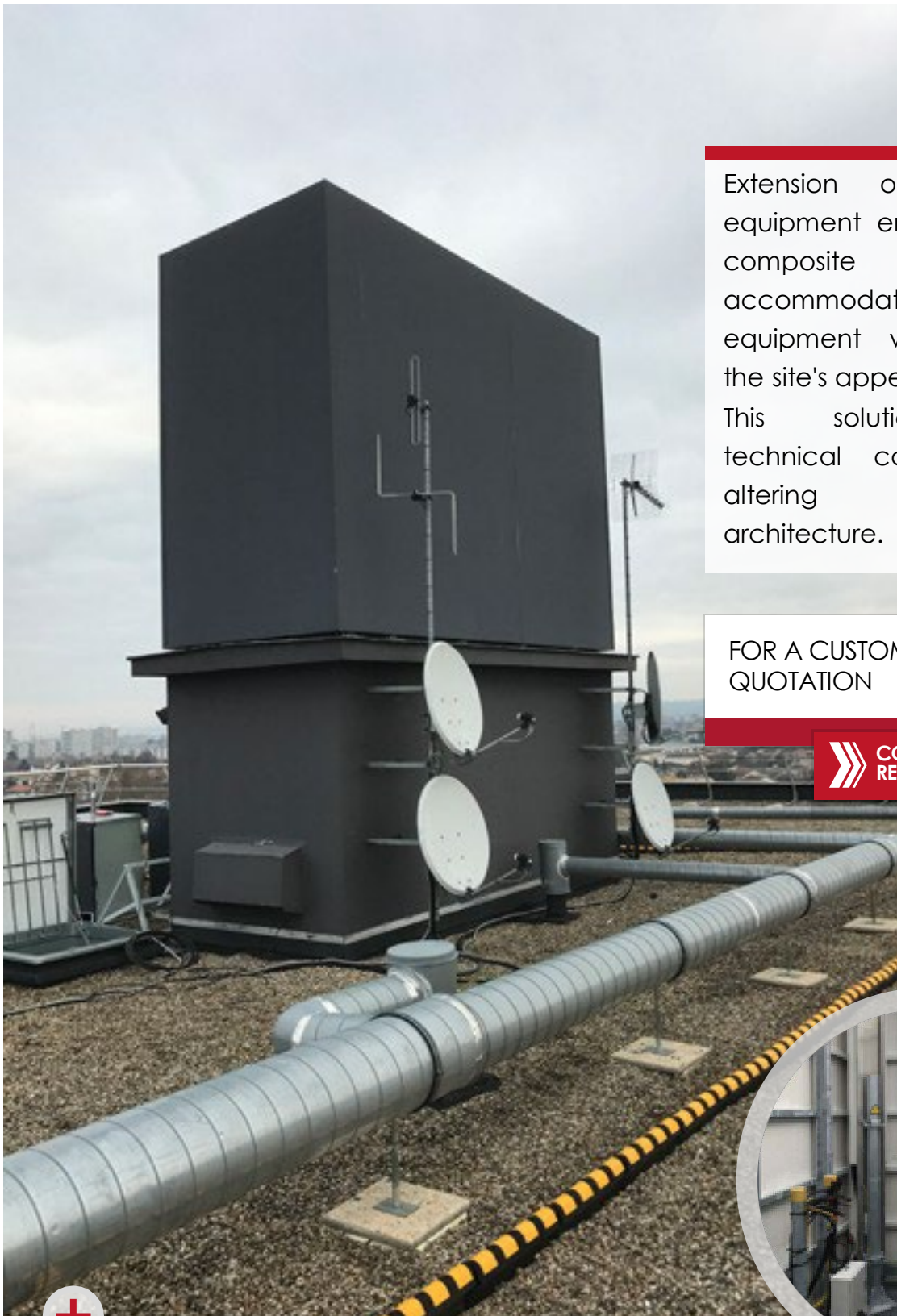


After integration



### CHARACTERISTICS





Extension of an existing equipment enclosure using a composite structure to accommodate new equipment while preserving the site's appearance.

This solution increases technical capacity without altering the original architecture.

FOR A CUSTOMIZED STUDY OR QUOTATION



CONTACT YOUR SALES REPRESENTATIVE



#### FIMO EXPERTISE

- » Enclosure extension: H 3,50 m – 4,50 x 2 m
- » Workshop pre-fabrication
- » Installation: half a day
- » Door and caged ladder access
- » Optimized exploitation

# ENCLOSURES AND VISUAL SCREENS

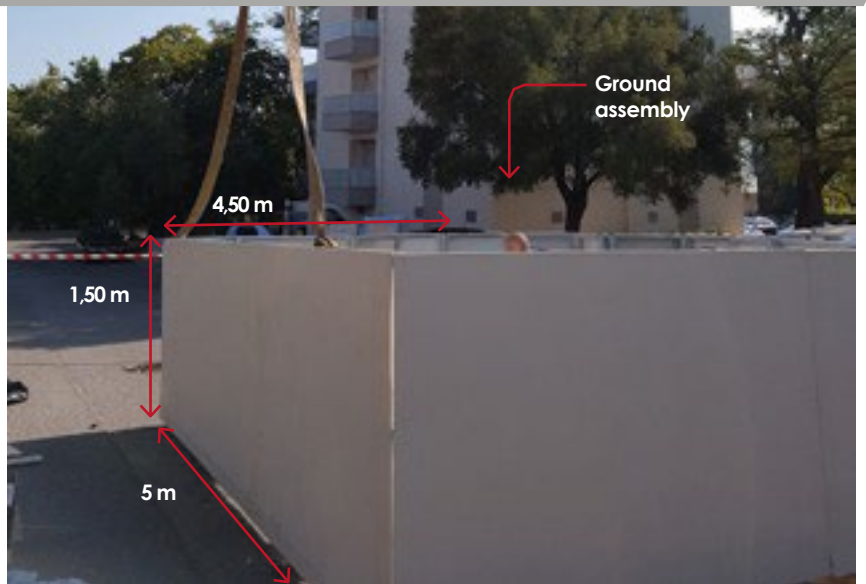
## RAPID ENCLOSURE EXTENSION



Fast intervention and controlled execution



### CHARACTERISTICS



One day fabrication and installation for a pre-assembled enclosure, including ground mounting and lifting

This approach allows to reduce the delays, while ensuring the site security.

FOR A CUSTOMIZED STUDY OR QUOTATION



CONTACT YOUR SALES REPRESENTATIVE



#### FIMO EXPERTISE

- » Enclosure extension: H 1,50 m – 5,00 x 4,50 m
- » One day installation
- » Ground mounting and secured lifting
- » Optimized logistics
- » Overall coordination

# ENCLOSURES AND VISUAL SCREENS

## ENCLOSURE EXTENSION AND SIGNANGE


Before integration



After integration



### CHARACTERISTICS





The enclosure extension is made of radio-transparent panels integrates a complete internal technical space.

The solution is designed to blend seamlessly with the existing environment while providing a structured and efficient space for telecom equipment installation and operation.

FOR CUSTOMIZED STUDY OR QUOTATION



**CONTACT YOUR SALES REPRESENTATIVE**



## FIMO EXPERTISE

- » Enclosure extension: H 2,40 m – 9,90 x 6,90 m
- » Optimized radio-transparent panels
- » Fully equipped indoor technical area
- » Antenna support masts
- » Caged ladder access
- » Cut-out lettering matching the existing installation



# ENCLOSURES AND VISUAL SCREENS

## ARCHITECTURED ENCLOSURES

✓ Advanced visual integration and finish



### CHARACTERISTICS




This solution preserves architectural continuity while providing seamless integration of telecommunications equipment.

This approach enables highly realistic visual integration into the surrounding environment.

FOR A CUSTOMIZED STUDY OR QUOTATION



CONTACT YOUR SALES REPRESENTATIVE



#### FIMO EXPERTISE

- » Tile, concrete and mock-window finis
- » Monoblock elements
- » Two distinctive sectors
- » Integrated access
- » Customized design

# ENCLOSURES AND VISUAL SCREENS

## BELL-TOWER APPEARANCE

Before integration




After integration



### CHARACTERISTICS





Installation of a bell-tower-style enclosure, lifted into place in three sections and then assembled on a metal structure mounted on the flat roof.

This solution makes it possible to integrate several antennas while preserving the building's aesthetic appearance.

FOR A CUSTOMIZED STUDY  
OR QUOTATION



CONTACT YOUR SALES  
REPRESENTATIVE



#### FMO EXPERTISE

- » Bell-tower style enclosure
- » Lifting in 3 sectors
- » Steel structure extension
- » Mounting on a flat roof
- » Integration of 6 antennas

# ENCLOSURES AND VISUAL SCREENS

## SELF-STANDING STRUCTURES WITH VISUAL SCREENS

✓ Overnight intervention and controlled integration



### CHARACTERISTICS



Installation, completed in a single night, of self-supporting structures with screening panels featuring a hybrid steel/composite frame.

This solutions allows to integrate the equipment while preserving the visual impact of the site.

FOR A CUSTOMIZED STUDY OR QUOTATION

 CONTACT YOUR SALES REPRESENTATIVE





### FIMO EXPERTISE

- » Overnight intervention
- » 3 self-standing structures
- » Hybrid steel/composite framework
- » Antenna support masts
- » Perimeter visual screen

# ENCLOSURES AND VISUAL SCREENS

## OTHER INTEGRATION PROJECTS




IDEAL SOLUTION TO COMBINE NETWORK PERFORMANCE WITH ARCHITECTURAL DISCRETION AND LOCAL ACCEPTANCE.

FOR MORE INFORMATION



CONTACT YOUR SALES REPRESENTATIVE



# SHRUBS

## REALISTIC PALMS

✓ Seamless integration and natural look



### Turnkey solutions


» All products

🌐 [fimoworld.com](http://fimoworld.com)

Product catalog



### CHARACTERISTICS



PALMITO - H 4 m

Natural and realistic appearance

Discreet cable trays


Installation of palm tree-style concealment structures designed to hide antennas within a landscaped environment.

This now-standardized solution ensures seamless integration with a realistic visual appearance.

FOR A CUSTOMIZED STUDY OR QUOTATION



CONTACT YOUR SALES REPRESENTATIVE



#### FIMO EXPERTISE

- » PALMTO-type solution (👉 [details in Tome 3](#))
- » Shrubs height: 4 m
- » Brown finish mast
- » Antenna-concealing foliage
- » Wind-induced movement

# SHRUBS

## TALL SHRUBS

✓ Harmonious integration within a green urban setting



Installation of tall shrubs to blend with the surrounding landscape

This approach enables equipment to be concealed while maintaining the integrity of the urban landscape.

FOR A CUSTOMIZED STUDY OR QUOTATION



CONTACT YOUR SALES REPRESENTATIVE




#### FIMO EXPERTISE

- » Tall shrubs
- » Rooftop installation
- » Urban environment adaptation
- » Antenna concealment
- » Natural look

# SHRUBS

## SELF-STANDING SHRUBS

✓ Modular solution and rapid installation



Turneky solutions

» All products

🌐 [fimoworld.com](http://fimoworld.com)

Product catalog



CLICK HERE!

### CHARACTERISTICS



Installation of self-supporting bases incorporating shrub supports and guardrails, preassembled in the workshop.

This solution enables rapid installation while ensuring safety and landscape integration.


FOR A CUSTOMIZED STUDY OR QUOTATION



CONTACT YOUR SALES REPRESENTATIVE



#### FIMO EXPERTISE

- » MâtLite-type solution (  details in Tome 3)
- » Pre-mounted at workshop
- » Truck-crane installation
- » Shrubs mounted on self-supporting masts
- » Perimeter guardrails

# SHRUBS

## OTHER INTEGRATION PROJECTS




AT FIMO, EVERY RADIO INTEGRATION PROJECT IS CUSTOMIZED TO COMBINE **TECHNICAL PERFORMANCE** AND **SEAMLESS INTEGRATION INTO THE ENVIRONMENT**

FOR MORE  
INFORMATION



**CONTACT YOUR SALES  
REPRESENTATIVE**



# STEEL STRUCTURE

## SECURED TECHNICAL PLATFORM


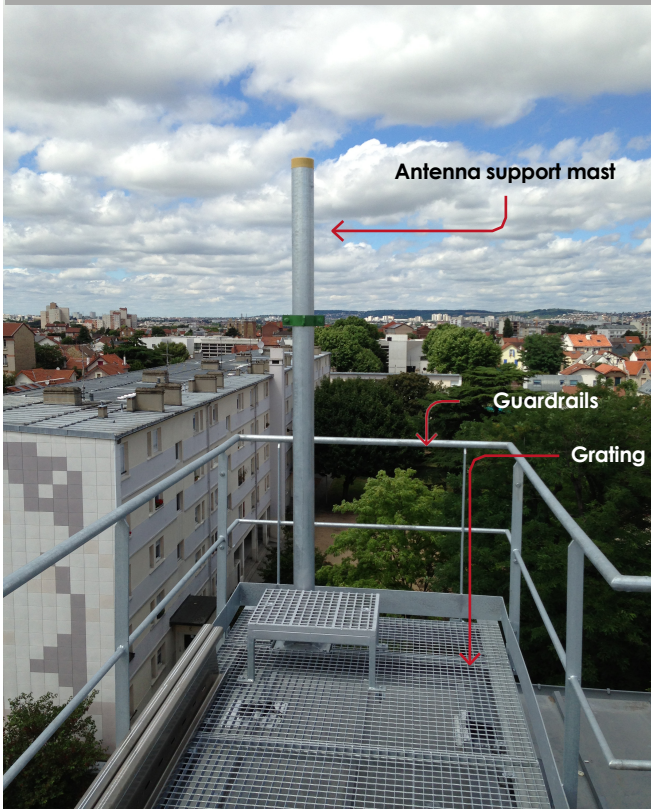
### Equipment integration



### Access security



## CHARACTERISTICS



Installation of a steel grating platform intended to support telecommunications equipment.

This solution ensures the safe and durable installation of equipment on the roof.

FOR A CUSTOMIZED STUDY OR QUOTATION



CONTACT YOUR SALES REPRESENTATIVE



#### FIMO EXPERTISE

- » Steel-frame platform with grating
- » Perimeter safety guardrails
- » Antenna support masts mounted on the structure
- » Integration of technical equipment cabinets
- » Clear and secure organization of equipment

# STEEL STRUCTURES

## RACK SUPPORT PLATFORM

Before integration



After integration



### CHARACTERISTICS



Dedicated platform for technical racks with secured access and associated support structures.

This installation simplifies the operation and maintenance of the equipment.

FOR A CUSTOMIZED STUDY OR QUOTATION

 CONTACT YOUR SALES REPRESENTATIVE



#### FIMO EXPERTISE

- » Steel structure with grating
- » Perimeter guardrails and access gate
- » Dedicated platform for technical racks
- » Two telescopic antenna support masts
- » Optimized equipment layout

# STEEL STRUCTURES

## ACCESS PLATFORM ON A CONCRETE BUTTRESS


Before integration

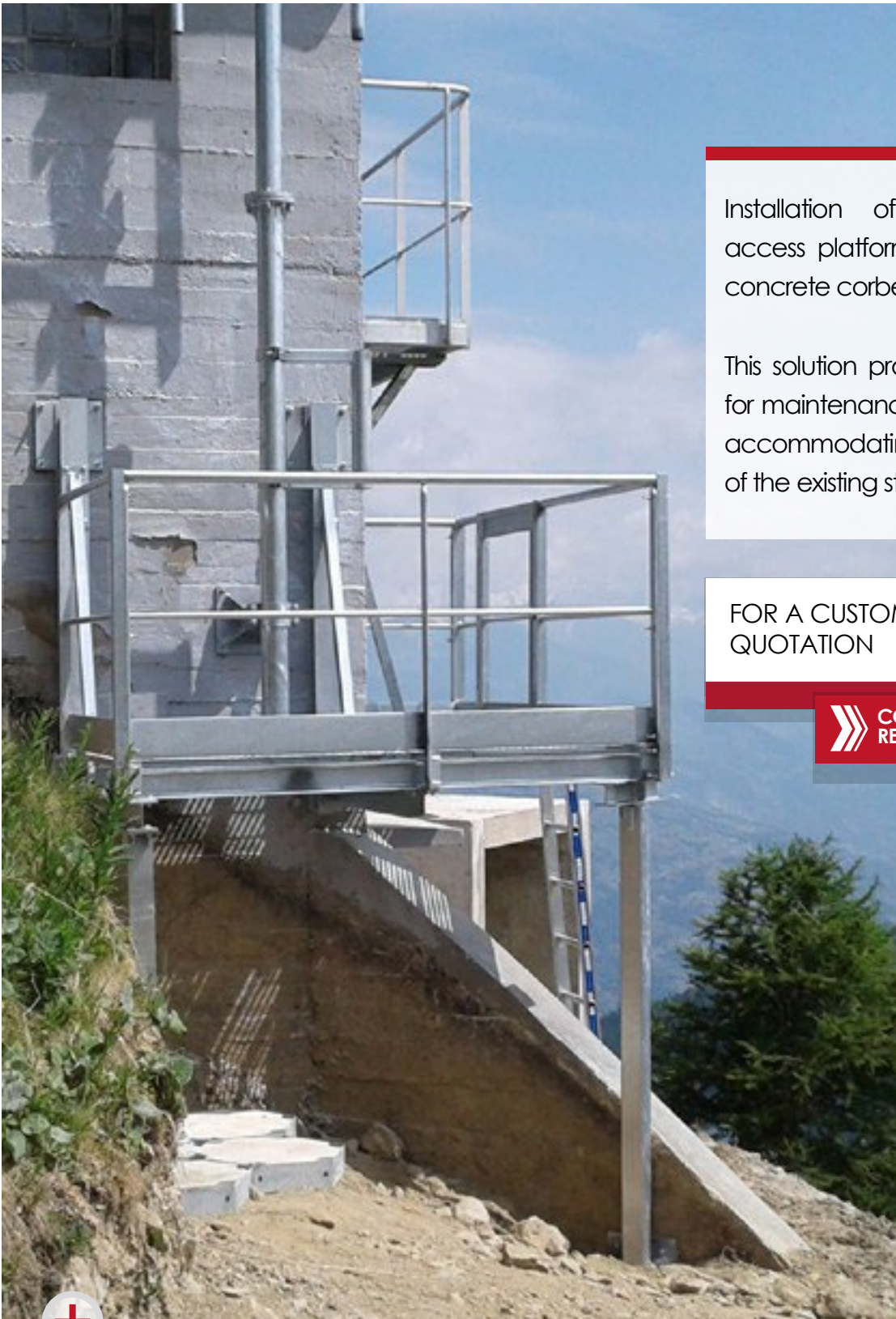


After integration



### CHARACTERISTICS





Installation of an equipment access platform supported by a concrete corbel.

This solution provides safe access for maintenance operations while accommodating the constraints of the existing structure.

FOR A CUSTOMIZED STUDY OR QUOTATION



CONTACT YOUR SALES REPRESENTATIVE



#### FIMO EXPERTISE

- » HEA steel structure with grating
- » Supported by a concrete buttress
- » Perimeter guardrails and access gate
- » Wall-mounted access ladder
- » Antenna support masts and microwave link supports


# STEEL STRUCTURES


## RAILWAY TELESCOPIC MAST

✓ Regulatory compliance, simplified installation and maintenance



### CHARACTERISTICS





Installation of a self-supporting mast near a railway line. Engineered to comply with height constraints and the specific requirements for trackside installations.

This design streamlines equipment installation and maintenance operations.

FOR A CUSTOMIZED STUDY  
OR QUOTATION




**CONTACT YOUR SALES  
REPRESENTATIVE**



#### FIMO EXPERTISE

- » 6 m mast
- » Tilting mast design (no crane required)
- » Sliding antenna carriage
- » Ballasted self-supporting base
- » Railway environment



2

**PAINTED ROOFS**

# PITCHED ROOF INTEGRATION SOLUTIONS



»» FIMO EXPERTISE	
Installation on a pitched roof	60



»» INTEGRATION CHIMNEYS	
Attic chimneys	64
Chimney in a restricted space	66
Multi-operator sites	68
Attic chimneys	70
3-part chimneys – overnight installation	72
Brick-look composite chimneys	74
Hybrid chimneys	76
Other integration projects	78



»» CYLINDRICAL CHIMNEYS	
Tall cylindrical chimney	80
Under-antenna radome	82
Other integration projects	84



»» ENCLOSURES AND VISUAL SCREENS	
Enclosures with visual screens	86



»» STEEL FRAMEWORKS	
Chimney support structures	88

# FIMO EXPERTISE

## INSTALLATION ON A PITCHED ROOF



Working on pitched roofs involves dealing with limited space, stringent aesthetic requirements, and demanding technical constraints.

FIMO delivers a tailored-made solution that combines:


- » Architectural integration
- » Radio performance
- » Optimized operating conditions.

### The project:

Installation of three antennas concealed within chimney structures in the attic space.

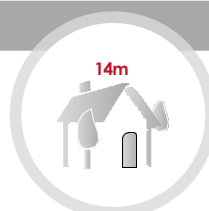
### FIMO Solution:

Structure comprising two composite chimneys mounted on a steel framework, designed to integrate two telescopic antenna support masts.



### INSTALLATION SITE EUROCODE DESIGN

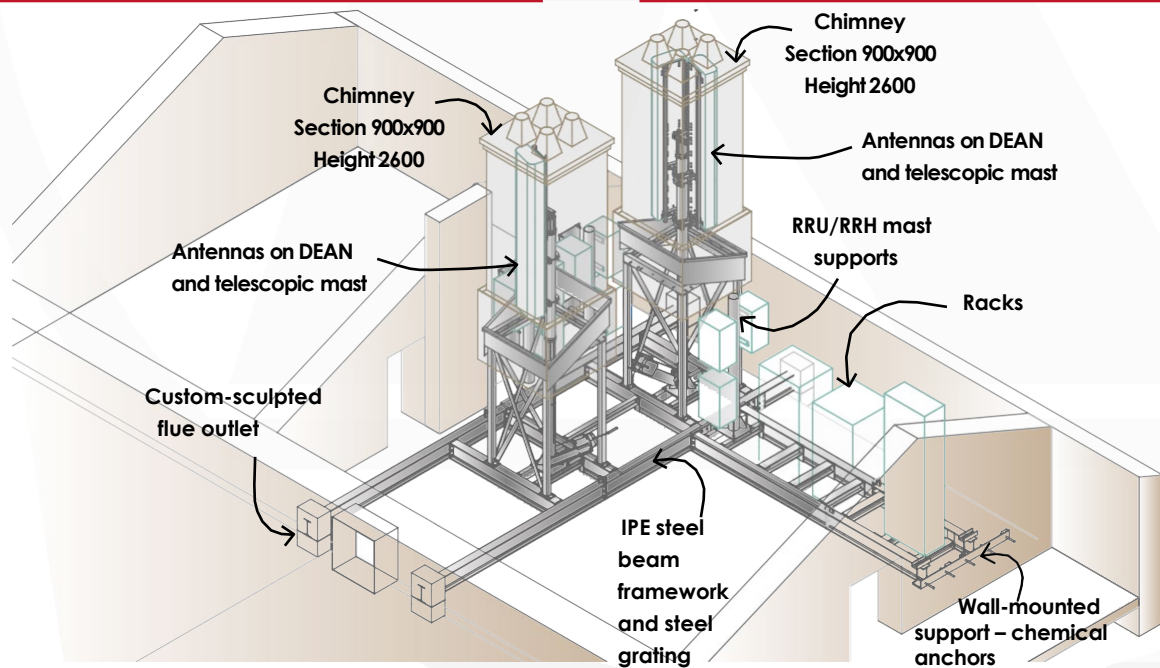
Site located in Wind Zone 2  
Terrain category: IIIb  
Building height: 14 meters





Sector 3

Sectors 1 and 2



## Project execution



1

### Design development

#### » The right questions

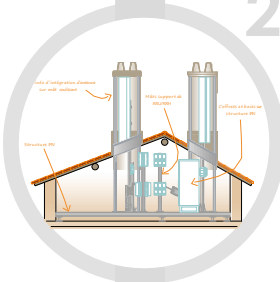
Objectives & constraints  
Discussions & documents  
supplied

#### » A design proposal

Scope of works definition

#### » Technical visit

Building analysis and  
installation constraints  
Site measurements  
Visual impact analysis



2

### Development of the proposed solutions

#### » The approach

Commercial managers  
Engineers  
Manufacturing managers  
Installation managers

#### » The plans

Execution plans  
Preliminary sizing  
Validation

#### » Calculation report

Final optimizations  
Guaranteed structural  
stability

#### » Validation

Client



## GOOD TO KNOW

FIMO provides a complete turnkey installation service. We carry out all wall anchoring works, roof penetrations, roof trimmer construction, and waterproofing restoration.

Our scope also includes site cleaning, removal, and disposal of all dismantled structures.

## Execution of the works



3

### Welded steel support structures

- » Chimney supports
- » The demountable IPE frame
- » Masts



4

### Radio-transparent integration

- » Composite cladding panels
- » Load-bearing structure
- » Chimney finishes

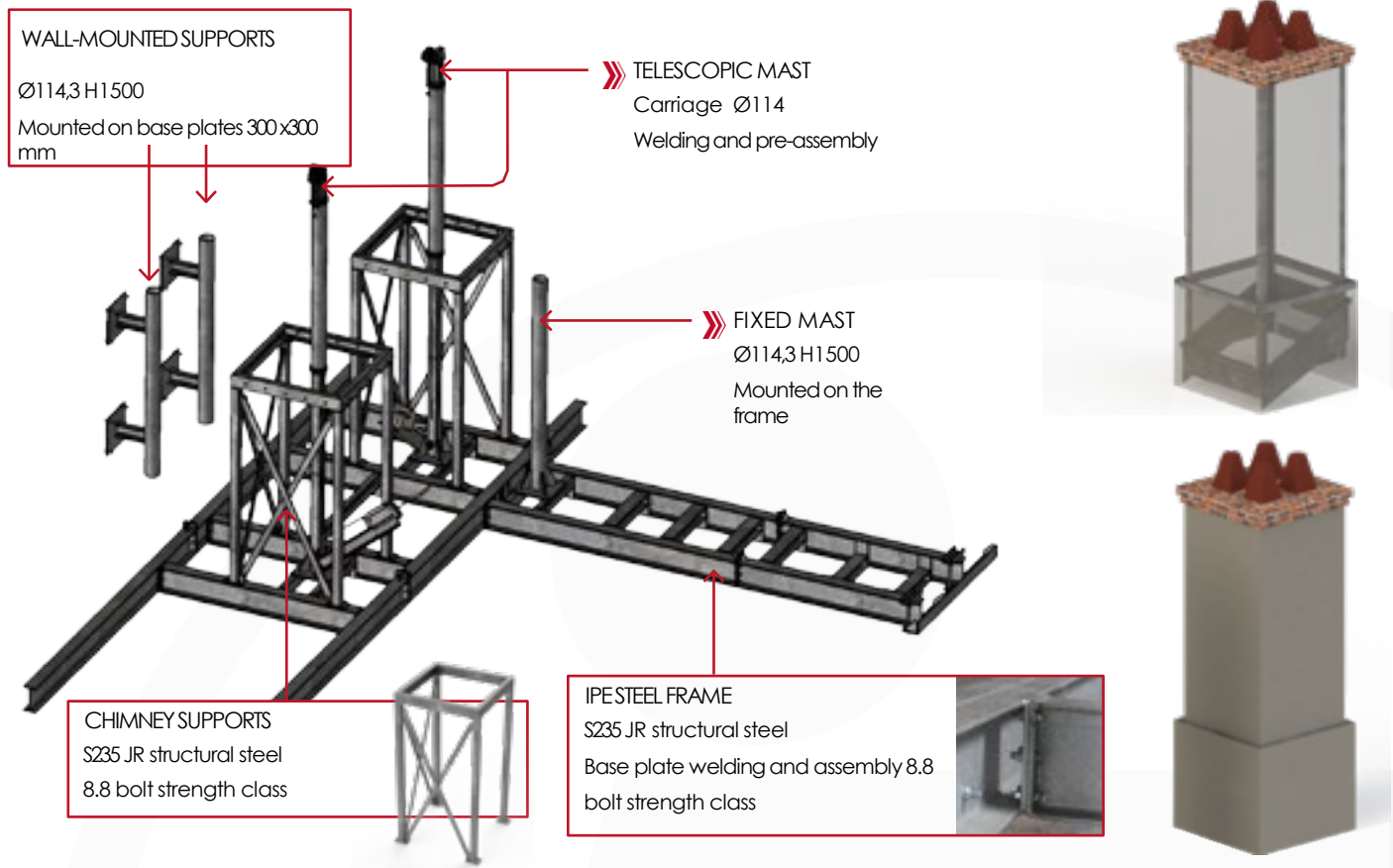


5


### Turnkey solutions

- » All products
- » [fimoworld.com](http://fimoworld.com)
- » Product catalog

## Combination of tailor-made and standard solutions



## Installation of the various solutions



# INTEGRATION CHIMNEYS

## ATTIC CHIMNEYS




Before integration



After integration



### CHARACTERISTICS



Chimney  
2800 x 700 x 700

Chimney support and  
telescopic mast

FOR A CUSTOMIZED STUDY OR  
QUOTATION



CONTACT YOUR SALES  
REPRESENTATIVE



Installation of a composite chimney in the attic space on a supporting structure with an integrated telescopic mast.

This solution preserves the exterior appearance of the building while ensuring convenient access for equipment operation and maintenance.



#### FIMO EXPERTISE

- » Installation within the attic space under a pitched roof
- » Custom-design steel structure
- » Telescopic mast
- » Internal equipment rack support
- » Efficient management of limited space

# INTEGRATION CHIMNEYS

## CHIMNEY IN A RESTRICTED SPACE


Before integration



After integration




### CHARACTERISTICS



FOR A CUSTOMIZED STUDY OR QUOTATION

 CONTACT YOUR SALES REPRESENTATIVE



Implementation of an architectural integration chimney mounted on a cantilevered structure with a tri-sector antenna mast.

This solution meets space constraints while maintaining optimal radio performance.



#### FIMO EXPERTISE

- » Cantilevered steel beam framework
- » Platform height 2,5 m
- » 1050 x 1050 mm chimney - 3,9 m height
- » Tri-sector mast
- » Adapted roof curb

# INTEGRATION CHIMNEYS

## MULTI-OPERATOR SITE



Before integration




After integration



### CHARACTERISTICS



Replacement with composite cladding



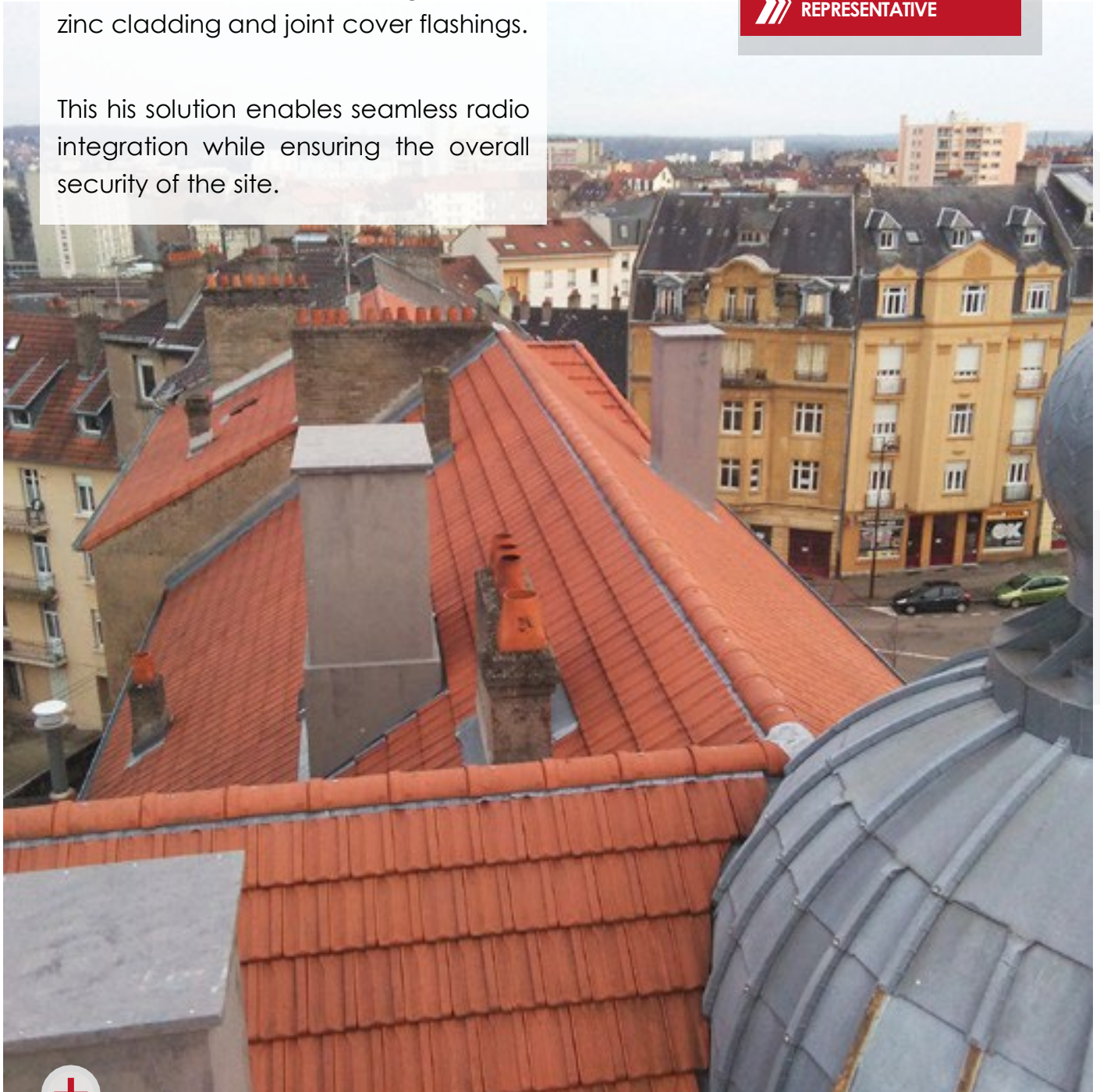
Installation of radio-transparent chimneys, technical areas for racks and RRU/RRH equipment, with replacement of the existing dome's zinc cladding and joint cover flashings.

This his solution enables seamless radio integration while ensuring the overall security of the site.

FOR A CUSTOMIZED STUDY OR QUOTATION



CONTACT YOUR SALES REPRESENTATIVE



#### FIMO EXPERTISE

- » 800 x 800 mm chimneys
- » Multi-operators
- » Technical areas for racks and RRU/RRH supports
- » Replacement of zinc cladding and cover strips for radio transparency
- » Complete site security

# INTEGRATION CHIMNEYS

## ATTIC CHIMNEYS

### Before integration



### After integration



### Adaptation to limited space and traditional roofing



FOR A CUSTOMIZED STUDY OR QUOTATION

 **CONTACT YOUR SALES REPRESENTATIVE**



Installation of two self-supporting bases in a restricted attic space, with the addition of architectural mock chimneys on a traditional Provençal roof.

This solution allows equipment to be integrated into a confined space while maintaining the roof's architectural appearance.



**FIMO EXPERTISE**

- » Self-supporting bases
- » 800 x 800 mm artificial chimneys
- » Intervention within a restricted attic space
- » Preservation of the existing timber structure
- » Integration into a traditional Provençal roovescape

# INTEGRATION CHIMNEYS

## 3-SECTOR CHIMNEYS – OVERNIGHT INSTALLATION

### ✓ Sector 1

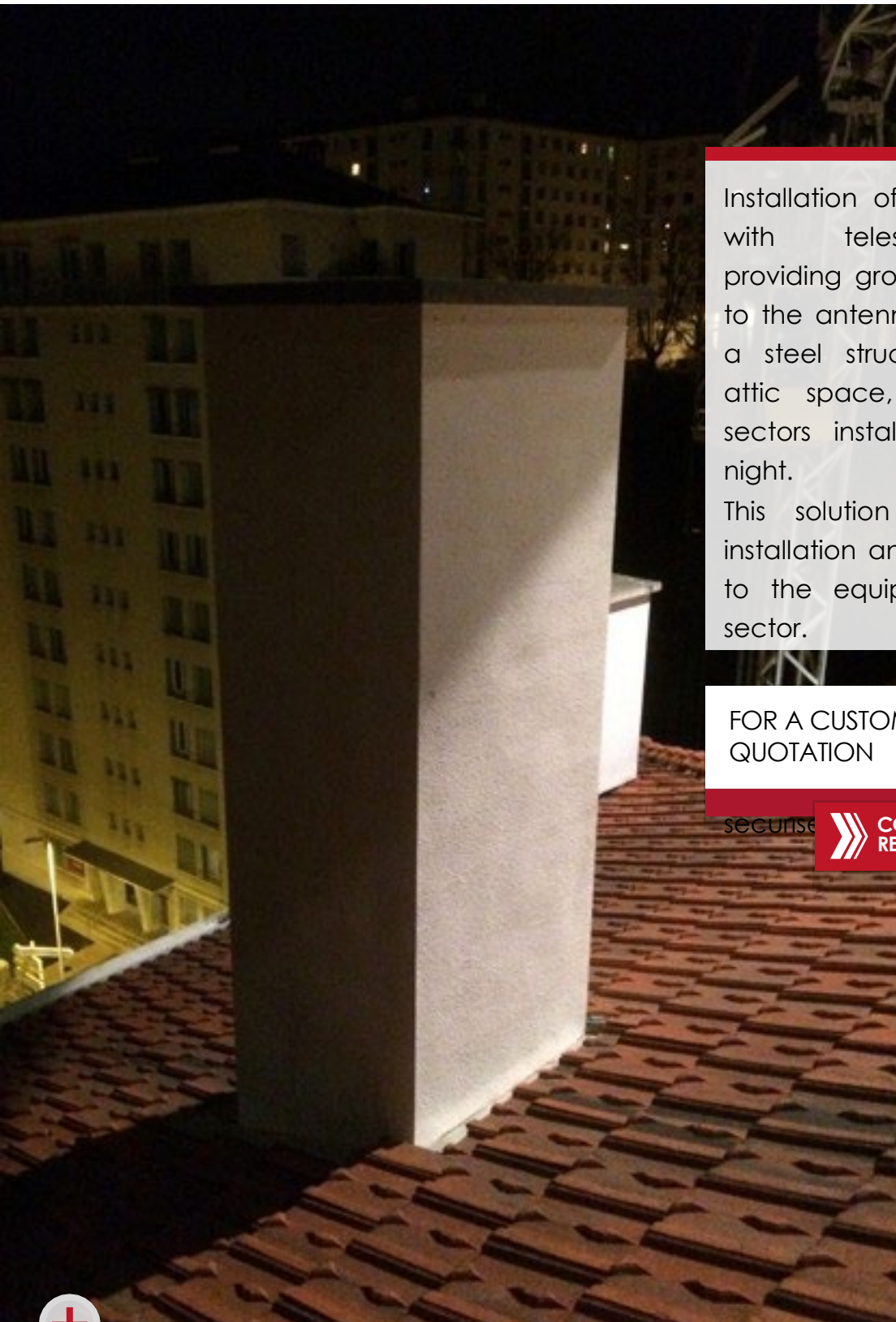


### ✓ Sector 2



### ✓ Sector 3





Installation of three chimneys with telescopic masts providing ground-level access to the antennas, mounted on a steel structure within the attic space, with all three sectors installed in a single night.

This solution enables rapid installation and secure access to the equipment for each sector.

FOR A CUSTOMIZED STUDY OR QUOTATION

SECURISÉ



CONTACT YOUR SALES REPRESENTATIVE



## FIMO EXPERTISE

- » 3 chimneys with telescopic masts
- » Overnight installation of the 3 sectors
- » Sectors 1 and 3: wall anchorage
- » Sector 2: custom wall mounting
- » Ground-level access to the antennas

# INTEGRATION CHIMNEYS

## BRICK-LOOK COMPOSITE CHIMNEY


Before integration



After integration



### CHARACTERISTICS



Tailored finishes and precise installation

Installation of two brick-look composite chimneys with custom-sculpted chimney caps, including roof opening works and crane placement onto a steel framework within the attic space.

This configuration ensures careful architectural integration while complying with access requirements.

FOR A CUSTOMIZED STUDY OR QUOTATION



CONTACT YOUR SALES REPRESENTATIVE



#### FMO EXPERTISE

- » 1000 x 1000 mm chimney - 4 m height
- » Aspect brique et chapeaux sculptés
- » Ouverture toiture et grutage
- » Installation on steel structure
- » Intégration esthétique dans les combles

# INTEGRATION CHIMNEYS

## HYBRID CHIMNEY


Before integration



After integration



### CHARACTERISTICS



MOUNTING ON  
BALLAST MATS

Roof opening

Telescopic  
mast

Steel  
frame

Steel  
frame

Ballast mats

WALL  
MOUNTING

Supply and installation of a chimney on a self-supporting steel structure, supported by ballast mats on one side and anchored to the wall on the other, with an integrated telescopic mast.

This solution ensures structural stability and easy equipment maintenance, even on pitched roofs.

FOR A CUSTOMIZED STUDY OR QUOTATION

 CONTACT YOUR SALES REPRESENTATIVE



#### FIMO EXPERTISE

- » 1100 x 1100 mm chimney - 3,5 m height
- » Ballast self-supporting structure
- » Wall-anchored telescopic mast
- » Guaranteed stability on sloped roofs
- » Simplified maintenance

# INTEGRATION CHIMNEYS

## OTHER INTEGRATION PROJECTS



IDEAL SOLUTIONS TO COMBINE NETWORK PERFORMANCE WITH ARCHITECTURAL DISCRETION AND LOCAL ACCEPTANCE.

FOR MORE  
INFORMATION



CONTACT YOUR SALES  
REPRESENTATIVE



# CYLINDRICAL CHIMNEYS

## TALL CYLINDRICAL CHIMNEYS

✓ Before integration



✓ After integration



✓ Attic integration and complete technical equipment layout



Installation of a cylindrical chimney mounted on a load-bearing steel framework within the attic space, incorporating a telescopic mast and a dedicated technical equipment area.

This configuration optimizes equipment operation while effectively managing interior space constraints.

FOR A CUSTOMIZED STUDY OR QUOTATION

 CONTACT YOUR SALES REPRESENTATIVE



#### FIMO EXPERTISE

- » Ø1000 chimney – H 6,2 m
- » MâtHiss-type telescopic mast H 9 m
- » Load-bearing steel framework
- » Composite grating technical area (30 m<sup>2</sup>)
- » Optimized equipment layout within the attic space

# CYLINDRICAL CHIMNEYS

## RADOME UNDER ANTENNA

✓ Before integration



✓ After integration



### CHARACTERISTICS

Radome Ø570 in  
two sections



Installation of a radome beneath an existing antenna, integrating the support structure while accommodating access and opening constraints.

This solution enhances visual integration while maintaining full access to the equipment.

FOR A CUSTOMIZED STUDY OR QUOTATION



CONTACT YOUR SALES REPRESENTATIVE



#### FIMO EXPERTISE

- » Ø 570 mm radome
- » Integration under existing antenna
- » Integration of the existing Skydome
- » Maintained access to connections
- » Adaptation to site constraints

# CYLINDRICAL CHIMNEYS

## OTHER INTEGRATION PROJECTS




AT FIMO, EVERY RADIO INTEGRATION PROJECT IS CUSTOMIZED TO COMBINE **TECHNICAL PERFORMANCE** AND **SEAMLESS INTEGRATION INTO THE ENVIRONMENT**.

FOR MORE  
INFORMATION



**CONTACT YOUR SALES  
REPRESENTATIVE**



# ENCLOSURES AND VISUAL SCREENS

## ENCLOSURE WITH VISUAL SCREENS


Before integration

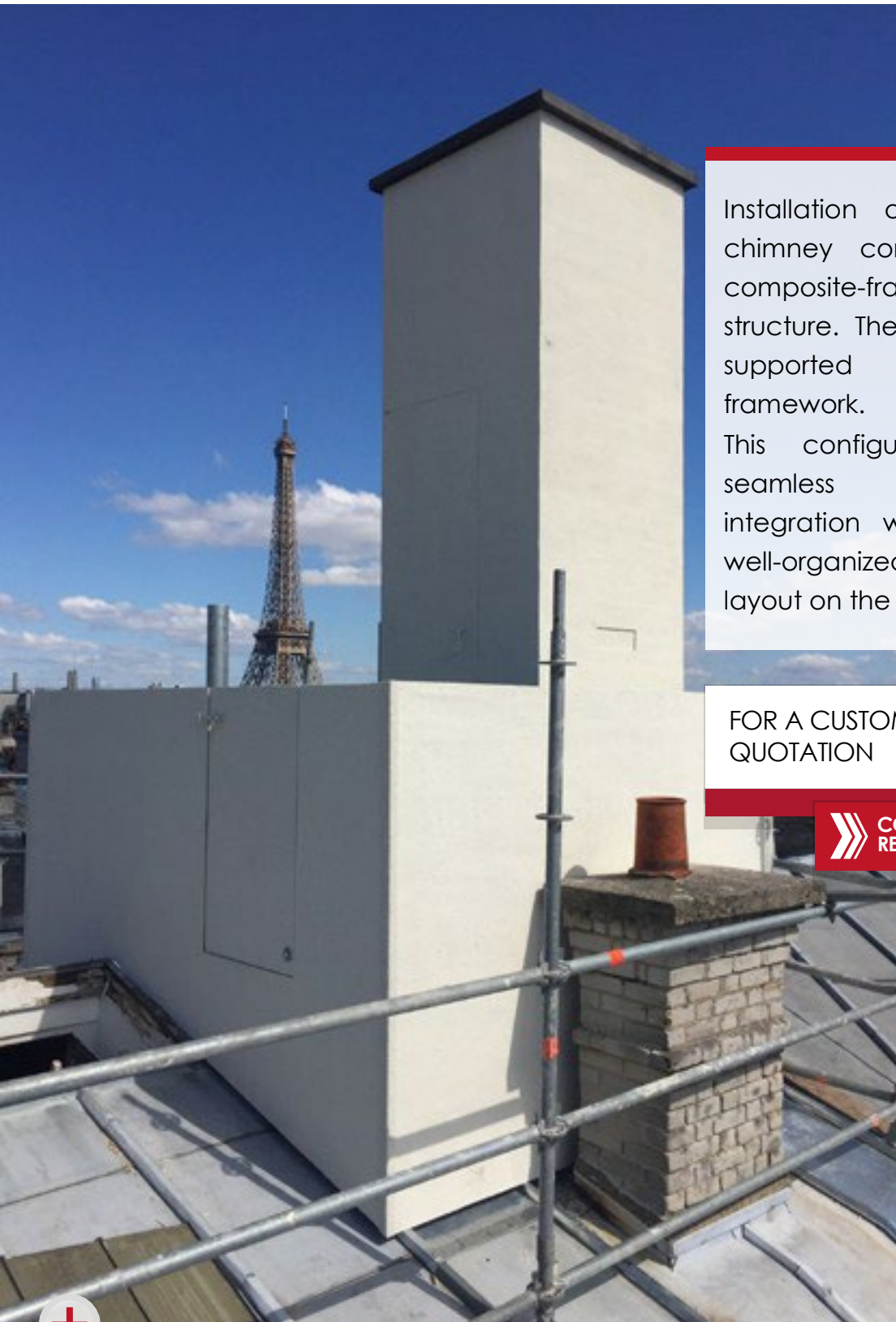


After integration



### CHARACTERISTICS





Installation of a composite chimney combined with a composite-frame screening structure. The entire system is supported by a steel framework.

This configuration provides seamless architectural integration while ensuring a well-organized equipment layout on the pitched roof.

FOR A CUSTOMIZED STUDY OR QUOTATION

 CONTACT YOUR SALES REPRESENTATIVE



#### FIMO EXPERTISE

- » Composite chimney
- » Composite-frame visual screen
- » Steel framework
- » Load transfer to the existing timber structure
- » Organized equipment layout

# STEEL FRAMEWORKS

## CHIMNEY STRUCTURES

✓ Structural adaptation and network management

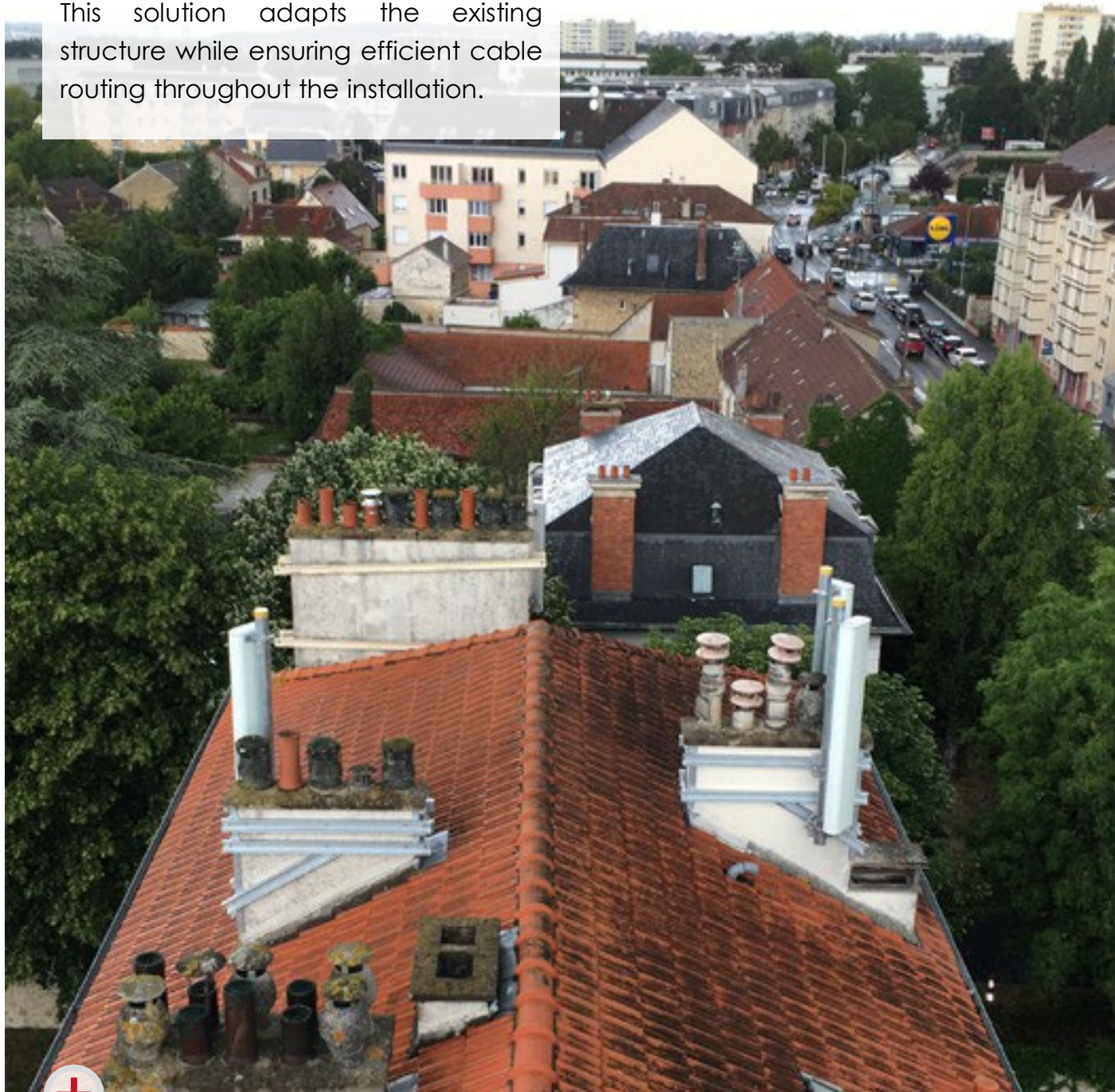


FOR A CUSTOMIZED STUDY OR QUOTATION

▶▶ CONTACT YOUR SALES REPRESENTATIVE

Installation of steel framing around the chimneys, including the creation of service openings for cable passage.

This solution adapts the existing structure while ensuring efficient cable routing throughout the installation.



#### FIMO EXPERTISE

- » Steel chimney reinforcement frameworks
- » Adaptation to existing chimneys
- » Creation of cable access openings
- » Optimized cable management
- » Integration into a pitched roof structure

3



**CHURCHES**



# HERITAGE INTEGRATION SOLUTIONS



## » FIMO EXPERTISE

Top-level integration

92



## » LOUVERS

Composite louvers

96

Replaced louvers

98

Operable louvers

100



## » DORMER WINDOWS

Composite dormer window

102

Facade-mounted enclosures

104



## » ANTENNA PAINTING

Painted antennas

106

Restored louvers

108



## » BELL TOWERS – SPIRES

Other integration projects

110

# FIMO EXPERTISE

## TOP-LEVEL INTEGRATION



Working on religious buildings requires balancing technical requirements with the preservation of heritage.

Bell towers, spires, and crosses become integration structures where every detail matters in maintaining architectural harmony.

FIMO develops tailor-made solutions designed to conceal telecommunications equipment within these structures, relying on faithful reproductions of existing architectural elements and high-quality finishes.

### The project:

At the top of a church, a new omnidirectional antenna is to replace three antennas integrated into the bell tower spire.

### FIMO Solution:

Construction and installation of a new purpose-designed integration structure supporting a new composite cross identical to the existing one..


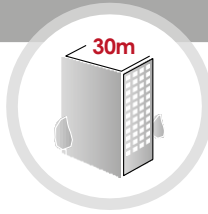
### ▼ Preliminary Design



### ▼ After installation



**Site in Wind Zone 2**  
**Terrain category: IIIb**  
**Building height: 30 meters**



Composite cross matching the existing one

Bell tower spire with existing zinc cladding.

Composite octagonal tapered structure incorporating the antenna.

Composite spire base

## Project timeline



1

### Project assessment

#### » The right questions

Objectives & constraints  
Discussions & documents  
provided

#### » Study proposal

Structure definition

#### » Technical visit

Building and installation  
constraints analysis  
Site measurements  
Visual impact analysis

2

### Development of the proposed solutions

#### » The approach

Commercial managers  
Engineers  
Manufacturing managers  
Installation managers

#### » The plans

Execution plans  
Preliminary sizing  
Validation

#### » Calculation report

Final optimizations  
Guaranteed structural  
stability

#### » Validation

Client



## GOOD TO KNOW

A Common Site Inspection (CSI) may be conducted to validate all project components directly on site.

During the CSI, the proposed solutions are reviewed in detail, and final adjustments can still be incorporated if required.

The production drawings are then finalized and issued for fabrication.

## Execution of the works

3

### The composite cross

#### » Silicone mold

Fabricated using the  
existing cross

#### » Casting

Fabrication of  
the new cross



4

### The composite structure

#### » Silicone mold

Fabricated using existing

#### » Casting

Manufacturing of  
composite parts

#### » Assembly

#### » Painting finish



## ✓ Removal of the existing spire



1 Access to the top by aerial platform



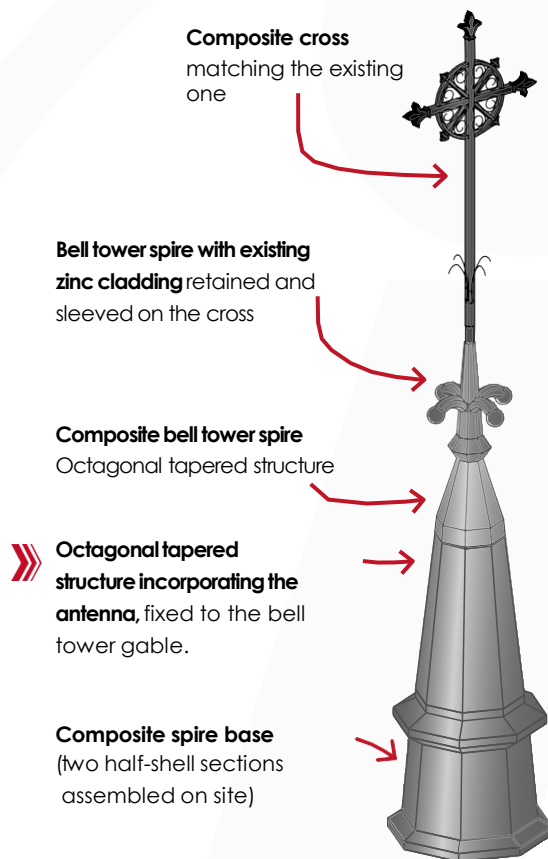
2 Dismantling of the various elements



3 Preservation of the existing elements

- » Reuse
- » Mold fabrication

## ✓ A heritage-sensitive solution



## ✓ Installation of the new spire



1 Fixing the base and the tapered section to the bell tower gable.



2 Installation of the new composite cross on the existing sleeve.



3 Installation completed

# LOUVERS

## COMPOSITE LOUVERS

✓ Before integration

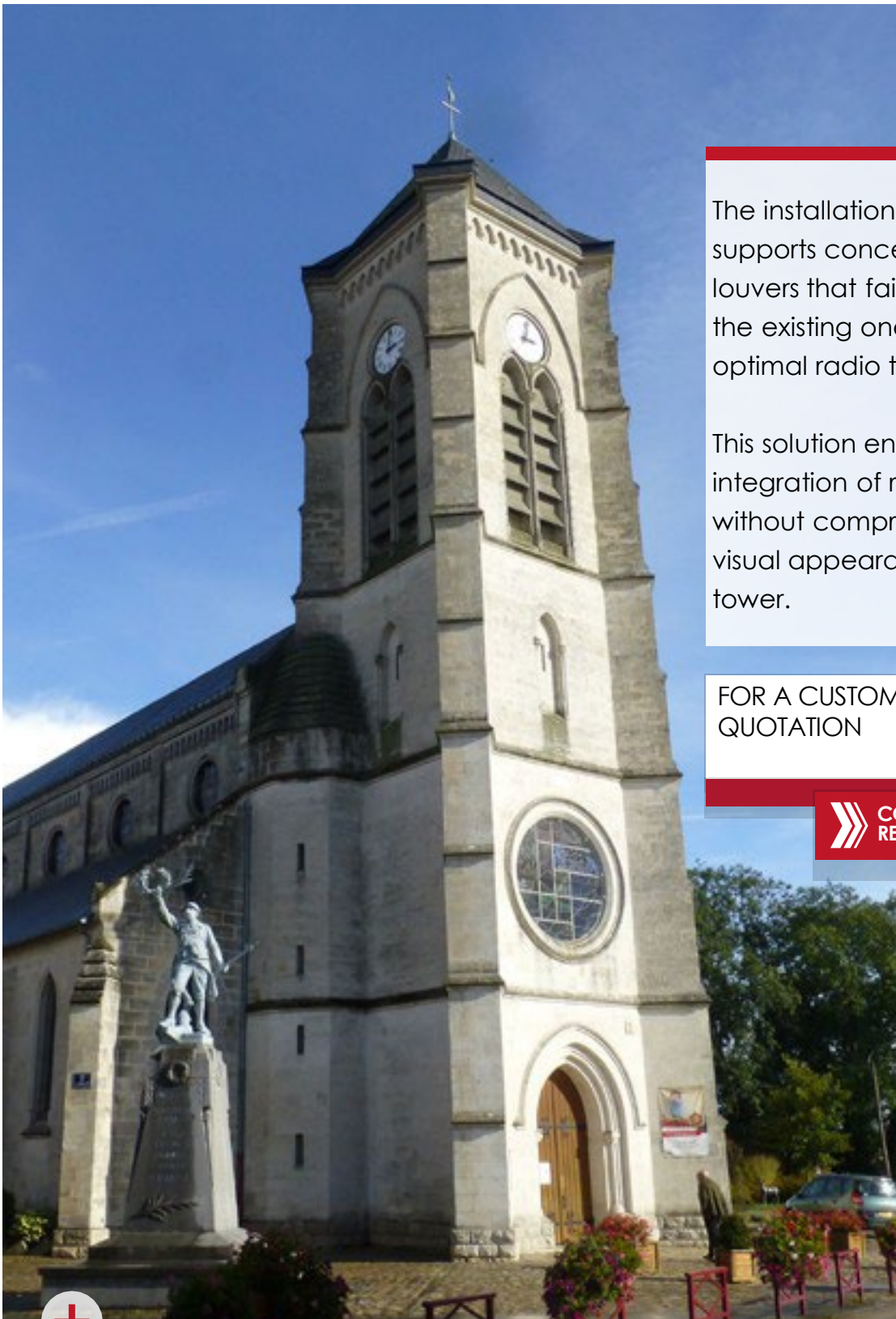


✓ After integration



### CHARACTERISTICS





The installation of antenna supports concealed behind louvers that faithfully replicate the existing ones ensures optimal radio transparency.

This solution enables seamless integration of radio equipment without compromising the visual appearance of the bell tower.

FOR A CUSTOMIZED STUDY OR QUOTATION



CONTACT YOUR SALES REPRESENTATIVE



#### FIMO EXPERTISE

- » Composite louvers, optimized radio-transparency
- » Faithful reproduction
- » Integrated antenna supports
- » Access platform
- »RRU/RRH supports


# LOUVERS

## REPLACED LOUVERS


### Before integration




### After integration




## CHARACTERISTICS



### On-site paint finishing





Replacement of the existing louver blades with new components, finished with on-site painting to ensure the closest possible match to the original color.

This solution modernizes the installation while preserving the building's original architectural appearance.

FOR A CUSTOMIZED STUDY OR QUOTATION

 CONTACT YOUR SALES REPRESENTATIVE



#### FIMO ESPERTISE

- » Replacement of 9 blades
- » On-site paint finishing
- » No crane required
- » Adaptation to the existing one
- » Building preservation

# LOUVERS

## OPERABLE LOUVERS

✓ Accessibility and managed integration



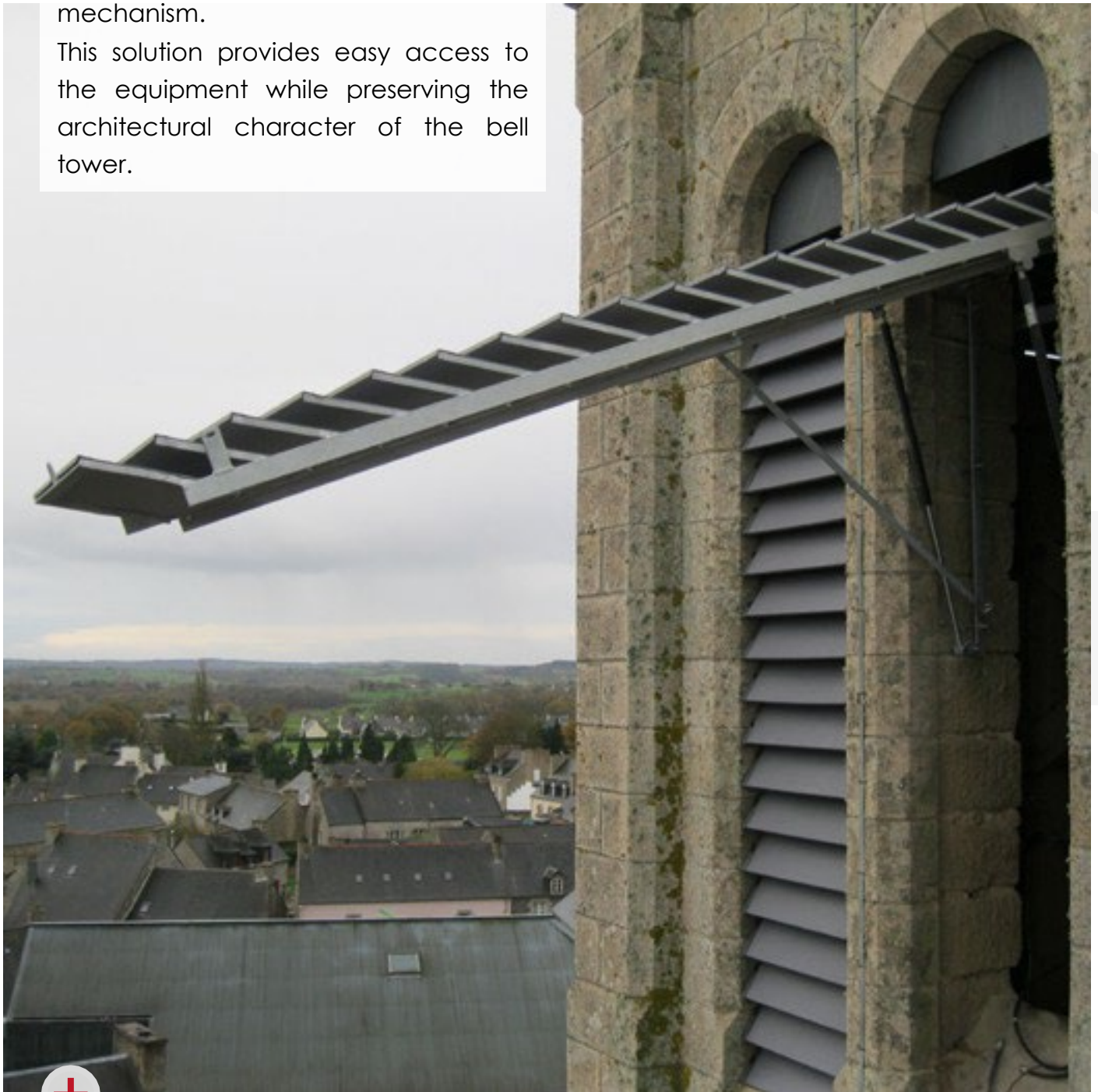
FOR A CUSTOMIZED STUDY OR QUOTATION



CONTACT YOUR SALES  
REPRESENTATIVE

Replacement of the existing louvers with operable panels faithfully reproducing the original design and incorporating an assisted opening mechanism.

This solution provides easy access to the equipment while preserving the architectural character of the bell tower.



#### FIMO EXPERTISE

- » Operable louver-style panels
- » Gas Strut assistance
- » Preservation of the original appearance
- » Easy access to equipment
- » Integration into the bell tower

# DORMER WINDOW

## COMPOSITE DORMER WINDOW


✓ Before integration



✓ After integration



### CHARACTERISTICS



Installation of composite dormer windows faithfully reproducing the existing architectural elements, combined with the replacement of the bell tower louvers by replica panels designed to ensure radio transparency.

This approach ensures seamless integration with the existing building while accommodating the equipment.

FOR A CUSTOMIZED STUDY OR QUOTATION



CONTACT YOUR SALES REPRESENTATIVE



#### FIMO EXPERTISE

- » 4 composite dormer windows
- » Faithful reproduction of existing elements
- » On-site trompe-l'œil paint finish
- » Replacement of 16 louvers
- » Installation using an aerial platform

# LOUVERS

## FAÇADE-MOUNTED ENCLOSURES


✓ Before integration

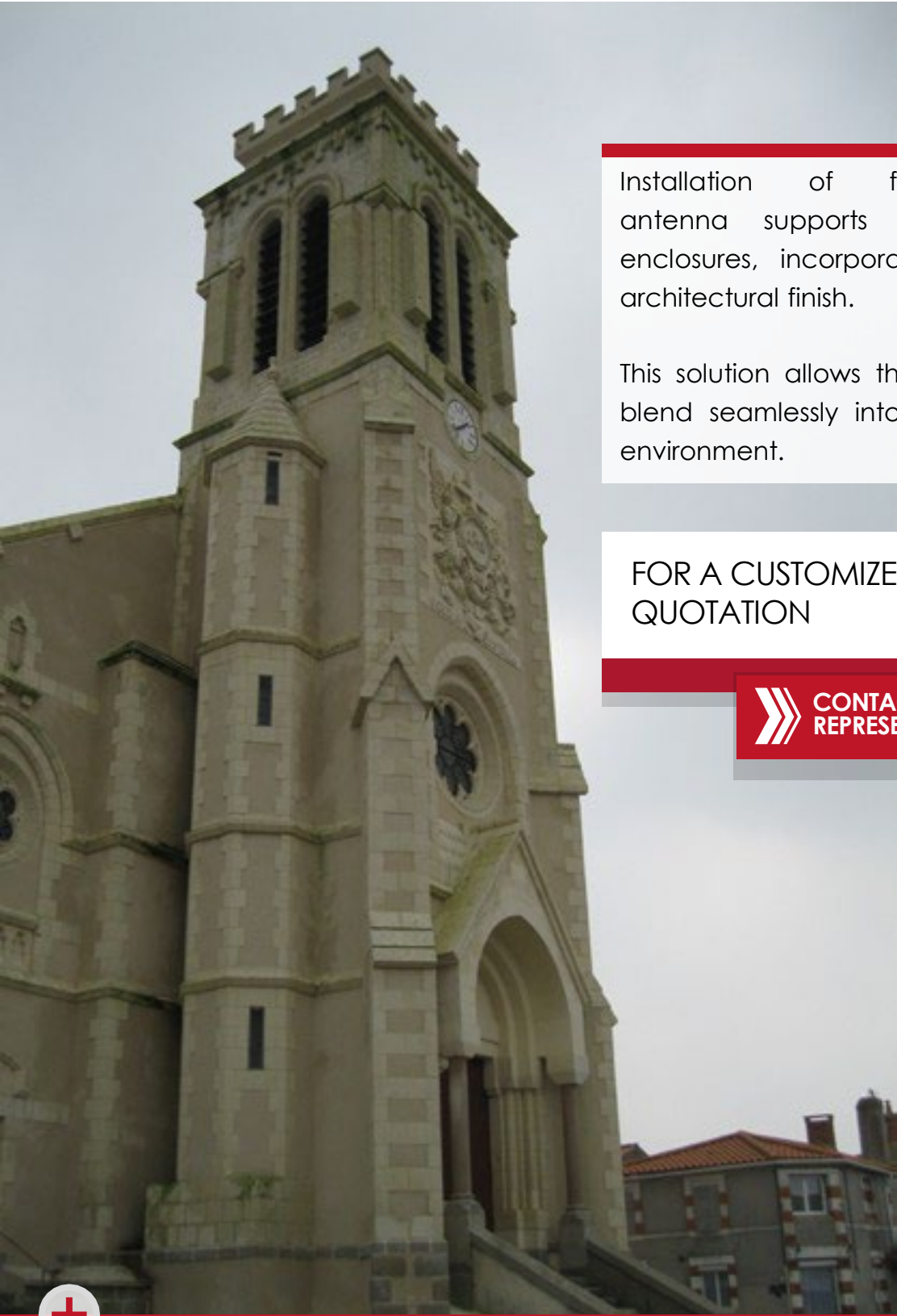


✓ After integration



### CHARACTERISTICS





Installation of façade-mounted antenna supports and technical enclosures, incorporating a tailored architectural finish.

This solution allows the equipment to blend seamlessly into the bell tower environment.

FOR A CUSTOMIZED STUDY OR QUOTATION



CONTACT YOUR SALES REPRESENTATIVE



#### FIMO EXPERTISE

- » Composite louvers
- » Faithful reproduction
- » Integrated antenna support structures
- » Maintenance access platform
- » RRU/RRH supports

# ANTENNA PAINTING

## PAINTED ANTENNAS

✓ Integration through surface treatment



Direct painting of the antennas on the bell tower to replicate the appearance of natural stone.

This technique enables the equipment to blend seamlessly with the existing structure.

FOR A CUSTOMIZED STUDY OR QUOTATION

 CONTACT YOUR SALES REPRESENTATIVE



#### FIMO EXPERTISE

- » 4 painted antennas
- » Stone-look finish
- » Installation on bell tower
- » On-site surface treatment
- » Visual integration

# ANTENNA PAINTING

## RESTORED BELL TOWER LOUVERS

✓ Before integration

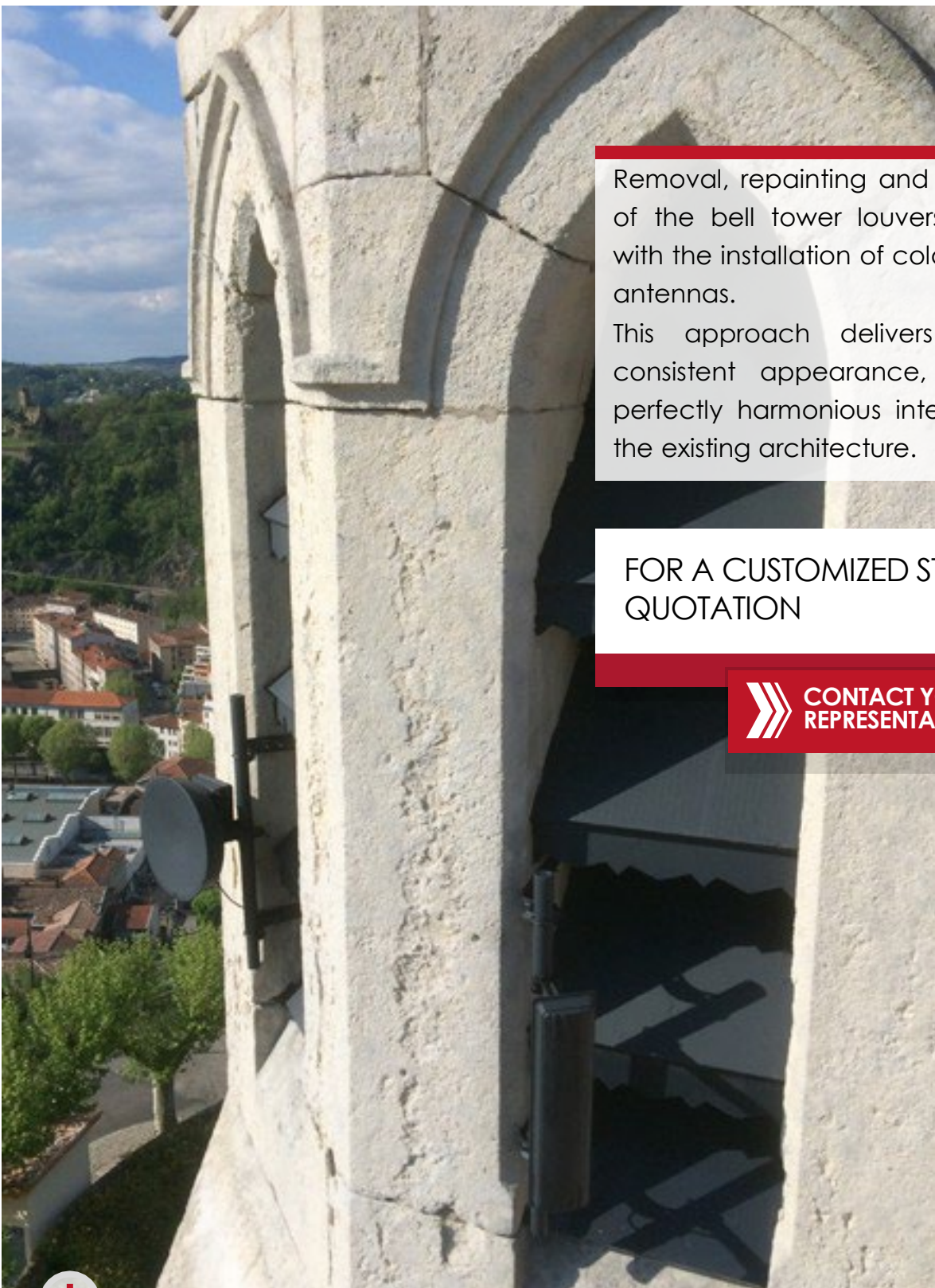


✓ After integration



✓ Complete harmonization of the elements





Removal, repainting and reinstallation of the bell tower louvers, combined with the installation of colour-matched antennas.

This approach delivers a visually consistent appearance, ensuring a perfectly harmonious integration with the existing architecture.

FOR A CUSTOMIZED STUDY OR QUOTATION



CONTACT YOUR SALES REPRESENTATIVE




#### FIMO EXPERTISE

- » Removal and reinstallation of bell tower louvers
- » Complete repainting
- » Integrated antennas
- » Visual harmonization
- » Intervention on the bell tower

# BELL TOWERS - SPIRES

## OTHER INTEGRATION PROJECTS




EVERY INTERVENTION SHOWS THE ABILITY TO COMBINE TECHNICAL REQUIREMENTS AND RESPECT FOR HERITAGE TO ENSURE AN INTEGRATION AS FAITHFUL AS THE ORIGINAL ARCHITECTURE

FOR MORE  
INFORMATION



CONTACT YOUR SALES  
REPRESENTATIVE



A photograph of a water tower with a colorful, multi-colored top section. The tower is white and cylindrical, with a decorative top section featuring vertical stripes in shades of blue, green, and yellow. The tower is surrounded by lush green trees under a clear blue sky. A large white number '4' is overlaid on the left side of the image.

4

# WATER TOWERS

# WATER TOWERS INTEGRATION SOLUTIONS



## FIMO EXPERTISE

Architectural integration and concealment

114



## PERIMETER ENCLOSURE

Perimeter-mounted equipment

118



## ROOFTOP ENCLOSURE

Utilization of the highest point

120

# FIMO EXPERTISE

## ARCHITECTURAL INTEGRATION AND CONCEALMENT



Water towers provide ideal structures for the deployment of telecommunications equipment due to their height and their prominent position within the landscape.

However, their visibility and strategic importance require particular attention when integrating new installations.

FIMO designs solutions specifically adapted to these structures, balancing structural constraints, technical requirements and controlled visual impact.

### **The project:**

The antenna integration concept, developed by an architect, involved the installation of vertical louvers with varying colours and widths across the façade of the water tower.


### **FIMO Solution:**

Installation of a composite louver cladding system covering all façades, designed as ready-to-install modular units.

### ✓ Preliminary Design

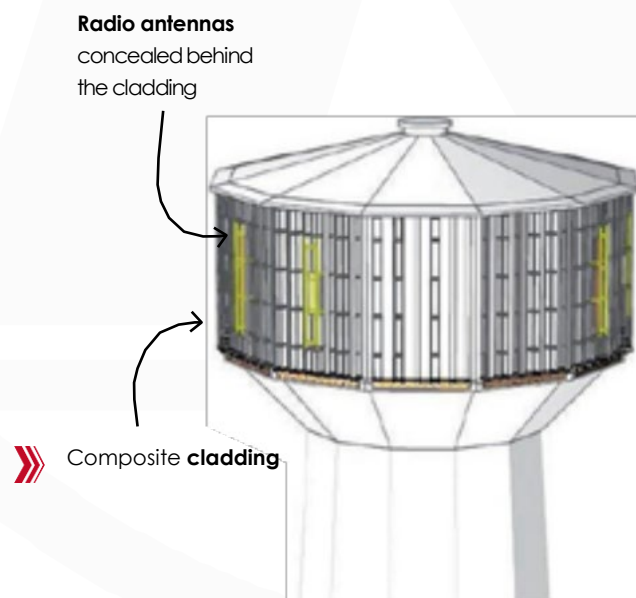


### ✓ After installation





✓ A technical and architectural feat



## Project timeline



1

### Design development

#### » The right questions

Objectives & constraints  
Discussions & documents  
supplied

#### » A design proposal

Scope of works definition

#### » Technical visit

Building analysis and  
installation constraints  
Site measurements  
Visual impact analysis



2

### Development of the proposed solutions

#### » The approach

Commercial managers  
Engineers  
Manufacturing managers  
Installation managers

#### » The plans

Execution plans  
Preliminary sizing  
Validation

#### » Calculation report

Final optimizations  
Guaranteed structural  
stability

#### » Validation

Client



## GOOD TO KNOW

A Common Inspection Visit (CIV) may be conducted to validate all project components directly on site.

During the CIV, the proposed solutions are reviewed in detail, and final adjustments can still be incorporated.

The production drawings are then finalized and issued.

## Execution of works



3

### Panel fabrication

#### » Structure

#### » Blades

#### » Painting finish

1320 hours of  
production

450 m<sup>2</sup> of architectural  
cladding surface

10 tonnes au total  
pour la structure  
complète rapportée

7

### Oversize transport

#### » Complete safety

FIMO ensures the safe transportation of components to the site, with the option of oversized transport convoys or helicopter lifting for locations with difficult access.




8

### Crane lifting

#### » Precision lifting

Our specialized teams carry out the lifting and assembly of components using cranes, ensuring safety and precision, even under complex site conditions.




9

### Installation

#### » Final installation

#### » Quality verification

Final anchoring and fixing at the top of the water tower are carried out by certified rope access technicians, ensuring a safe and reliable installation.



FOR A CUSTOMIZED STUDY OR QUOTATION



CONTACT YOUR SALES REPRESENTATIVE

# PERIMETER ENCLOSURE

## PERIMETER-MOUNTED EQUIPMENT

✓ Accessibility and managed integration




FOR A CUSTOMIZED STUDY OR QUOTATION

 [CONTACT YOUR SALES REPRESENTATIVE](#)

Installation of a composite perimeter enclosure around the water tower shaft, integrating telecommunications equipment.

This solution centralizes the equipment while ensuring a controlled visual impact and seamless integration into the structure.



#### FIMO EXPERTISE

- » Composite perimeter enclosure
- » Integrated on the water tower column
- » Multiple access doors
- » Optimized equipment layout
- » Adapted to the existing structure

# ROOFTOP ENCLOSURE

## UTILIZATION OF THE HIGHEST POINT

✓ Before integration

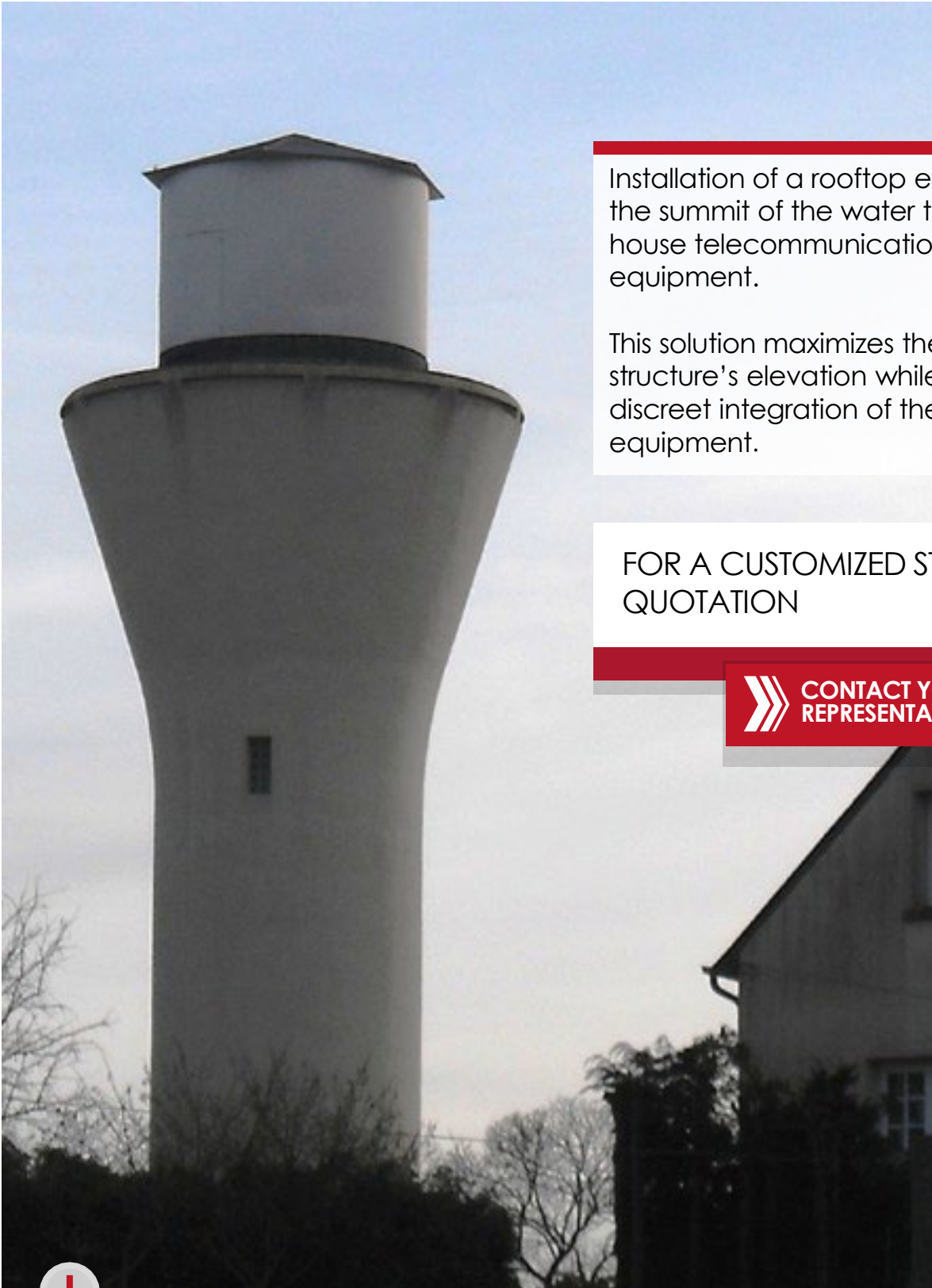


✓ After integration



✓ Overall lifting





Installation of a rooftop enclosure at the summit of the water tower to house telecommunications equipment.

This solution maximizes the use of the structure's elevation while ensuring discreet integration of the equipment.

FOR A CUSTOMIZED STUDY OR QUOTATION



CONTACT YOUR SALES REPRESENTATIVE



#### FIMO EXPERTISE


- » Summit enclosure
- » Equipment integration
- » Optimized elevated position
- » Adapted to the existing structure
- » Installation at height



5

**FAÇADES**

# WALL-MOUNTED INTEGRATION SOLUTIONS



## INTEGRATION OF TECHNICAL ENCLOSURES

Stone-finish Enclosure	124
Textured enclosure	126
Storefront enclosure	128
Other integration projects	130



## INTEGRATION ENCLOSURE

Façade technical enclosure	132
----------------------------	-----



## ARCHITECTURAL CLADDING

Triangular cladding panels	134
Radio-transparent cladding	136
Rectangular cladding panels	138

# ENCLOSURE INTEGRATION

## STONE-FINISH ENCLOSURE


✓ Before integration

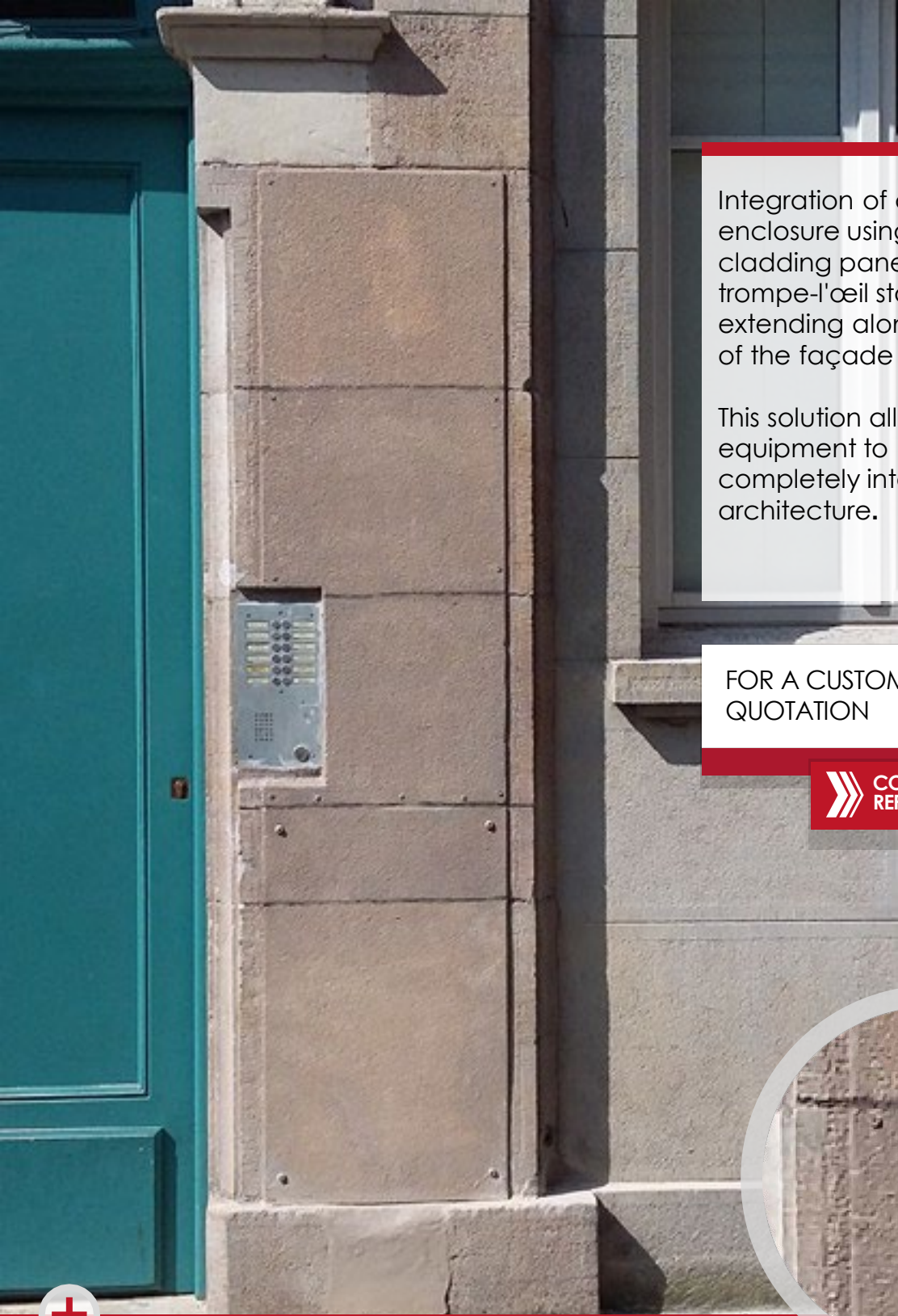


✓ After integration



### CHARACTERISTICS





Integration of a technical enclosure using composite cladding panels finished with a trompe-l'œil stone effect, extending along the full height of the façade door jamb.

This solution allows the equipment to blend completely into the existing architecture.

FOR A CUSTOMIZED STUDY OR QUOTATION

 CONTACT YOUR SALES REPRESENTATIVE



#### FIMO EXPERTISE

- » Stone-look composite cladding
- » On-site trompe-l'œil finish
- » Integrated into one façade
- » Seamless Vertical Continuity of the Cladding
- » Maximum visual discretion

# ENCLOSURE INTEGRATION

## TEXTURE ENCLOSURE

✓ Customized finish



✓ Texture reproduction




Integration of a technical enclosure through textured relief detailing and trompe-l'œil painting that faithfully replicates the existing façade.

This approach faithfully replicates the textures and volumes of the existing architecture.

FOR A CUSTOMIZED STUDY OR QUOTATION

 CONTACT YOUR SALES REPRESENTATIVE



#### FIMO EXPERTISE

- » Textured surface relief
- » Trompe l'œil finish
- » Faithful reproduction of the existing façade
- » Seamless architectural integration

# ENCLOSURE INTEGRATION

## STOREFRONT-LEVEL TECHNICAL ENCLOSURE


Before integration




After integration



### CHARACTERISTICS





Integration of a storefront-level technical enclosure through composite cladding panels finished on site to match the surrounding urban environment.

This solution preserves the visual identity of the retail frontage while discreetly accommodating the equipment.

FOR A CUSTOMIZED STUDY OR QUOTE



CONTACT YOUR SALES REPRESENTATIVE




#### FIMO EXPERTISE

- » Storefront-level integration
- » Composite cladding panels
- » On-site painting
- » Adapted to the commercial environment
- » Visual discretion

# TECHNICAL ENCLOSURE INTEGRATION

## OTHER INTEGRATION PROJECTS



EVERY PROJECT SHOWS FIMO ABILITY TO ADAPT ITS SOLUTIONS ACCORDING TO THE SPECIFITIES OF EVERY FAÇADE TO ENSURE **A TAILORED AND DISCRETE INTEGRATION, PERFECTLY COHERENT** WITH THE EXISTING ARCHITECTURE

FOR MORE INFORMATION



**CONTACT YOUR SALES REPRESENTATIVE**



# ENCLOSURE INTEGRATION

## FAÇADE TECHNICAL ENCLOSURE

Before integration




After integration



### CHARACTERISTICS





Installation of a façade-mounted enclosure on a water tower reservoir to house technical cabinets and cable management routes.

This solution consolidates the equipment in a single location while ensuring minimal visual impact.

FOR A CUSTOMIZED STUDY OR QUOTATION



CONTACT YOUR SALES REPRESENTATIVE



#### FIMO EXPERTISE

- » Façade technical enclosure
- » Integration of cabinets and cable management
- » Organized network infrastructure
- » Trompe-l'œil finish
- » Visual discretion

# CLADDINGS

## TRIANGULAR PANELS

### Before integration


Removal of the existing perforated assembly for measurement and fabrication of replica components.



### After integration



## CHARACTERISTICS





Supply and installation of triangular composite panels faithfully reproduced from existing elements and the architect's design drawings.

This approach maintains the building's aesthetic integrity while seamlessly integrating telecommunications equipment.

FOR A CUSTOMIZED STUDY OR  
QUOTATION



CONTACT YOUR SALES  
REPRESENTATIVE



#### FIMO EXPERTISE

- » 33 triangular composite panels
- » Tailored molds
- » Reproduction from an existing panel
- » 12 wick-operated telescopic masts
- » Maintenance access from the terrace

# CLADDINGS

## RADIO-TRANSPARENT CLADDING

✓ Before integration

✓ After integration



Following the building refurbishment, the existing radio-transparent resin cladding was replaced with molded resin louvers faithfully replicated from the new façade cladding.

This solution ensures optimal radio transparency while maintaining the building's visual and architectural continuity.

FOR A CUSTOMIZED STUDY OR QUOTATION



CONTACT YOUR SALES REPRESENTATIVE



#### FIMO EXPERTISE

- » Factory-moulded louvers
- » Reproduction from the existing cladding
- » Radio-transparent material
- » 3 façade intervention
- » Architectural continuity


# CLADDINGS

## RECTANGULAR PANELS


✓ Before integration




✓ After integration



### CHARACTERISTICS





Replacement of metal cladding panels with composite cladding solutions tailored for the seamless integration of telecommunications equipment.

This solution allows integration improvement, while preserve the façade harmony

FOR A CUSTOMIZED STUDY OR QUOTATION



CONTACT YOUR SALES REPRESENTATIVE



#### FIMO EXPERTISE

- » Replacment of 4 panels
- » Composite panels
- » Adapted to the existing one
- » Equipment integration
- » Visual harmonization

A large, light gray number '6' is positioned in the upper left quadrant of the image. It is set against a background of two illuminated signs. The sign on the left is teal with a white curved line and a small red dot. The sign on the right is also teal with a white curved line. The overall scene is at night, with a street light visible in the background.A large red arrow graphic points to the right, containing the text 'ADVERTIZING SUPPORTS'. The arrow is positioned in the center of the page, overlapping the two signs and the background.

**ADVERTIZING  
SUPPORTS**

# INTEGRATION AND COMMUNICATION SOLUTIONS



» SIGNAGE  
Integrated signage

142



» ADVERTIZING TOTEM  
Backlit totem

144



» EVENT TOTEM  
Media impact

146

# SIGNAGE

## INTEGRATED SIGNAGE

✓ Signage and integration equipment



Integration of antennas into two branded advertising panels reflecting the visual identity of a hotel chain.

This solution allows the equipment to be fully concealed within the site's signage, ensuring seamless visual integration.

FOR A CUSTOMIZED STUDY OR QUOTATION



CONTACT YOUR SALES REPRESENTATIVE



#### FIMO EXPERTISE

- » Tailored advertising panel
- » Antenna integration
- » Preservation of the visual identity
- » Adapted to the building
- » Maximum discretion

# ADVERTIZING TOTEM

## BACKLIT TOTEM

✓ Before installation



Installation and  
lightening test


✓ After installation




## CHARACTERISTICS



Totem internal  
structure



Pre-assembled  
totem lifting



Backlit Totem with integrated telecom equipment.

This solution allows to transform a communication tools into a discrete technical support.

FOR A CUSTOMIZED STUDY OR QUOTATION



CONTACT YOUR SALES REPRESENTATIVE



## FIMO EXPERTISE

- » Backlit totem
- » Telecom equipment integration
- » 3-sided communication support
- » Brand valorization
- » Aesthetic and technical roles

# EVENT TOTEM

## MEDIA IMPACT

✓ Tailored design and high visibility



Design, fabrication and installation of a giant-screen totem for a Formula 1 racing circuit.

Engineered to deliver maximum visibility in a high-impact event environment.

FOR A CUSTOMIZED STUDY OR QUOTATION

CONTACT YOUR SALES REPRESENTATIVE



#### FIMO EXPERTISE

- » Multi-screen totem (👉 [details in Tome 2](#))
- » 2 large screen on the upper level
- » Integrated screens
- » Complex event project
- » Tailored design and production

7

# REMARKABLE SITES



# BEYOND LIMITS



»» COURCHEVEL 1850  
Wood-style chimney

150



»» PARIS - PLACE DES PYRAMIDES  
Integrated technical area

152



»» CASINO MONTE CARLO  
Composite guardrail

154

# COURCHEVEL 1850

## WOOD-STYLE CHIMNEY

✓ High-end integration in Alpine setting




Installation of wood-look integration chimneys on a premium alpine hotel.

This solution preserves the site's architectural identity while seamlessly integrating telecommunications equipment to ensure optimal radio coverage.

FOR A CUSTOMIZED STUDY OR QUOTATION

 CONTACT YOUR SALES REPRESENTATIVE



#### FIMO EXPERTISE

- » Wood-style chimney
- » 5-star hotel
- » Alpine environment
- » High-end finish
- » Visual discretion




# PARIS - PLACE DES PYRAMIDES

## INTEGRATED TECHNICAL AREA

✓ Advanced concealment for prestigious rooftops.





Creation of a rooftop technical area incorporating access hatches and architectural enclosures faithfully reproducing a zinc-and-wired-glass structure.

This solution allows telecommunications equipment to be seamlessly integrated into a cohesive architectural composition.



#### FMO EXPERTISE

- » Sliding and folding hatches
- » Zinc and wired glass finish
- » Steel Support Structure on Timber Framing
- » Zinc-Look Concealment Cladding
- » Seamless Integration

FOR A CUSTOMIZED  
STUDY OR QUOTATION




 CONTACT YOUR SALES  
REPRESENTATIVE

# CASINO MONTE CARLO

## COMPOSITE GUARDRAIL

✓ Faithful reproduction into a heritage environment



Installation of a composite guardrail designed as an exact replica of the existing structure at the summit of the casino dome.

This solution ensures the preservation of the site's architectural integrity, while accommodating technical requirements.

FOR A CUSTOMIZED STUDY OR QUOTATION

 CONTACT YOUR SALES REPRESENTATIVE



### FIMO EXPERTISE

- » Faithful reproduction
- » Composite guardrail
- » Work at height
- » Heritage environment
- » Premium finish



# NOTES



# INTERNATIONAL PRESENCE

Since its creation, the FIMO Group has continuously strengthened its presence in international markets. Today, our network extends far beyond our borders, with subsidiaries and strategic partners established across Europe and around the world.

This international reach reflects our commitment to supporting our clients wherever they are, by providing reliable solutions tailored to local standards and compliant with global requirements.

Our global presence enables us to:

- **Be closer to our clients, by** ensuring responsiveness, availability, and personalized support.
- **Adapt our products and services to the specific requirements and regulations of each market.**
- **Promote innovation and synergies** through the continuous exchange of expertise among our teams located in different countries.
- **Strengthen our competitiveness** by combining local expertise with an international vision.

By choosing the FIMO Group, you benefit from a strong and reliable partner, capable of supporting you in your projects in France, across Europe, and around the world, with the same commitment to quality, performance, and proximity.

**Thank you for your trust and partnership, which allow us to grow together across the globe!**





*Building Sustainable Innovation*

© FIMO 2026 Publication 05/2026

FIMO SAS – Capital de 30 401 000 euros - Siret 91490361200010

Siège social : Espace Green Parc Route de Villepècle - 91280 Saint Pierre du Perray – France  
Enregistré au Registre du Commerce et des Sociétés d'Evry  
[fimoworld.com](http://fimoworld.com) - 04 74 26 96 60